

STATEMENT OF APPROPRIATIONS, ALLOTMENTS, OBLIGATIONS, DISBURSEMENTS AND BALANCES




As of the Quarter Ending December 31, 2016

(REVISED)

Current Year Appropriations  
 Supplemental Appropriations  
 Continuing Appropriations

Department: Other Executive Offices  
 Entity Name: Philippine Competition Commission  
 Operating Unit:  
 Organization Code (UACS): 26 038 000000  
 Funding Source Code : 01 1 01

Particulars	UACS CODE	Appropriations			Allotments			Current Year Obligations					Current Year Disbursements					Balances						
		Authorized Appropriation	Adjustments (Transfer To)/From, Realignment)	Adjusted Appropriations	Allotments Received	Adjustments (Withdrawal, Realignment)	Transfer To	Transfer From	Adjusted Total Allotments	1st Quarter Ending March 31	2nd Quarter Ending June 30	3rd Quarter Ending Sept. 30	4th Quarter Ending Dec. 31	Total	1st Quarter Ending March 31	2nd Quarter Ending June 30	3rd Quarter Ending Sept. 30	4th Quarter Ending Dec. 31	Total	Unreleased Appropriations	Unobligated Allotment	Unpaid Obligations (15-20) = (23+24)		
																						Due and Demandable	Not Yet Due and Demandable	
1	2	3	4.00	5=(3+4)	6	7	8	9	10=[(6+(-)7)-8+9]	11	12	13	14	15=(11+12+13+14)	16	17	18	19	20=(16+17+18+19)	21=(5-10)	22=(10-15)	23	24	
<b>I. Agency Specific Budget</b>	1 01 101																							
General Administration and Support	1 00 000000																							
General Administration and Supervision	1 00 010000																							
PAP																								
PS																								
MOOE																								
CO																								
Operations	3 00 000000																							
MFO 1 - [MFO Description]	3 01 000000																							
PAP	3 01 01 0000																							
PS																								
MOOE																								
CO																								
<b>Sub-Total, Agency Specific Budget</b>																								
PS																								
MOOE																								
Fin Exp.(if applicable)																								
CO																								
<b>II. Automatic Appropriations</b>																								
Retirement and Life Insurance Premium	1 04 102		1,305,562.00	1,305,562.00	1,305,562.00				1,305,562.00					980,546.46	980,546.46				980,546.46	980,546.46	-	325,015.54	-	-
<b>Sub-Total, Automatic Appropriations</b>			1,305,562.00	1,305,562.00	1,305,562.00	-	-	-	1,305,562.00	-	-	-	-	980,546.46	980,546.46	-	-	-	980,546.46	980,546.46	-	325,015.54	-	-
PS																								
MOOE																								
CO																								
<b>III. Special Purpose Fund (Please specify)</b>																								
Miscellaneous Personnel Benefit Fund	1 01 406		46,521,391.00	46,521,391.00	46,521,391.00				46,521,391.00		9,850,754.64	8,558,501.62	25,805,826.53	44,215,082.79		5,745,683.35	5,102,283.31	33,013,229.43	43,861,196.09		2,306,308.21	353,886.70		
PS																								
Contingent Fund	1 01 402		186,620,000.00	186,620,000.00	186,620,000.00				186,620,000.00			9,019,564.53	31,298,340.70	40,317,905.23			9,019,564.53	19,683,970.10	28,703,534.63		146,302,094.77	10,275,170.60	1,339,200.00	
MOOE			10,626,000.00	10,626,000.00	10,626,000.00				10,626,000.00			1,425,000.00	7,866,858.55	9,291,858.55			1,425,000.00	1,442,641.55	2,867,641.55		1,334,141.45	1,818,210.00	4,606,007.00	
CO																								
<b>Sub-Total, Special Purpose Fund</b>			46,521,391.00	46,521,391.00	46,521,391.00				46,521,391.00	-	9,850,754.64	8,558,501.62	25,805,826.53	44,215,082.79	-	5,745,683.35	5,102,283.31	33,013,229.43	43,861,196.09	-	2,306,308.21	353,886.70	-	
PS			186,620,000.00	186,620,000.00	186,620,000.00				186,620,000.00	-	-	9,019,564.53	31,298,340.70	40,317,905.23	-	-	9,019,564.53	19,683,970.10	28,703,534.63	-	146,302,094.77	10,275,170.60	1,339,200.00	
MOOE			10,626,000.00	10,626,000.00	10,626,000.00				10,626,000.00	-	-	1,425,000.00	7,866,858.55	9,291,858.55	-	-	1,425,000.00	1,442,641.55	2,867,641.55	-	1,334,141.45	1,818,210.00	4,606,007.00	
CO										-	-			-	-					-				
<b>GRAND TOTAL</b>			245,072,953.00	245,072,953.00	245,072,953.00	-	-	-	245,072,953.00	-	9,850,754.64	19,003,066.15	65,951,572.24	94,805,393.03	-	5,745,683.35	15,546,847.84	55,120,387.54	76,412,918.73	-	150,267,559.97	12,447,267.30	5,945,207.00	
PS			47,826,953.00	47,826,953.00	47,826,953.00				47,826,953.00	-	9,850,754.64	8,558,501.62	26,786,372.99	45,195,629.25	-	5,745,683.35	5,102,283.31	33,993,775.89	44,841,742.55	-	2,631,323.75	353,886.70	-	
MOOE			186,620,000.00	186,620,000.00	186,620,000.00				186,620,000.00	-	-	9,019,564.53	31,298,340.70	40,317,905.23	-	-	9,019,564.53	19,683,970.10	28,703,534.63	-	146,302,094.77	10,275,170.60	1,339,200.00	
CO			10,626,000.00	10,626,000.00	10,626,000.00				10,626,000.00	-	-	1,425,000.00	7,866,858.55	9,291,858.55	-	-	1,425,000.00	1,442,641.55	2,867,641.55	-	1,334,141.45	1,818,210.00	4,606,007.00	
<b>Recapitulation by MFO:</b>																								
MFO 1																								
MFO 2																								
<b>OF WHICH:</b>																								
Major Programs/Projects																								
KRA No. 1 - Anti-Corruption, Transparent, Accountable and Participatory Governance																								
Program Budgeting:																								
MPP																								

Certified Correct: Certified Correct: Approved By:  
    
 MARILYN P. SON ANATALIA S. D. BARAWIDAN ATTY. JOSEPH MELVIN B. BASAS  
 Acting Director, Budget Division OIC, Finance Department Director, FMS  
 Date: \_\_\_\_\_ Date: \_\_\_\_\_ Date: \_\_\_\_\_

*Basas 4/15/17*