

SUMMARY OF APPROPRIATIONS, ALLOTMENTS, OBLIGATIONS, DISBURSEMENTS AND BALANCES BY OBJECT OF EXPENDITURES  
As of the Quarter Ending JUNE 30, 2019

Department : Other Executive Offices  
Agency : Philippine Competition Commission  
Operating Unit : N/A  
Organization Code (UACS) : 260380000000  
Funding Source Code (as clustered) : 01 - Regular Agency Fund

Authorization: 01 - Current Year Appropriations  
Report Status: SUBMITTED

UACS CODE	Particulars	Authorized Appropriation	Appropriation Adjustments (Transfer To/From Realignment)	Adjusted Appropriations	Allotments Received	Allotments Adjustments (Withdrawal, Realignment)	Adjusted Total Allotments	Current Year Obligations				Total	Current Year Disbursements				Total	Unreleased Appropriations	Unobligated Allotment	Balances	
								1st Quarter Ending March 31	2nd Quarter Ending June 30	3rd Quarter Ending Sept. 30	4th Quarter Ending Dec. 31		1st Quarter Ending March 31	2nd Quarter Ending June 30	3rd Quarter Ending Sept. 30	4th Quarter Ending Dec. 31				Unpaid Obligations (15-20) = (23+24)	Due and Demandable
1	2	3	4	5=(3+4)	6	7	10=[(6+(-)7)-8+9]	11	12	13	14	15=(11+12+13+14)	16	17	18	19	20=(16+17+18+19)	21=(5-10)	22=(10-15)	23	24
<b>I. Agency Specific Budget</b>																					
<b>I. Agency Specific Budget - Specific Budget of National Government Agencies</b>																					
<b>GAS</b>																					
CO		3,943,000.00		3,943,000.00	3,943,000.00		3,943,000.00	173,000.00	1,853,280.00			2,026,280.00	173,000.00	1,853,280.00			2,026,280.00	-	-	1,916,720.00	-
MOOE		138,192,000.00		138,192,000.00	138,192,000.00		138,192,000.00	29,488,247.70	40,901,117.37			70,389,365.07	29,355,950.79	16,628,690.33			45,984,641.12	-	-	67,802,634.93	24,404,723.95
PS		103,686,000.00		103,686,000.00	88,306,076.00		88,306,076.00	17,954,811.62	27,411,552.66			45,376,364.28	17,721,858.72	26,777,898.78			44,469,757.50	15,379,924.00	-	42,929,711.72	876,696.78
OPER																					
CO																					
MOOE		107,176,000.00		107,176,000.00	107,176,000.00		107,176,000.00	7,682,069.99	13,007,072.14			20,689,742.13	7,335,233.35	7,659,499.07			14,994,732.42	-	-	86,486,257.87	5,605,009.71
PS		76,852,000.00		76,852,000.00	65,513,500.00		65,513,500.00	13,999,031.01	21,289,563.02			35,288,594.03	13,933,698.71	20,564,507.25			34,498,285.96	11,338,500.00	-	39,224,905.97	790,308.07
<b>II. Automatic Appropriations</b>																					
<b>II. Automatic Appropriations - Retirement and Life Insurance Pr</b>																					
<b>GAS</b>																					
PS		9,808,000.00		9,808,000.00	9,808,000.00		9,808,000.00	1,926,443.39	1,803,186.23			3,819,629.62	1,926,443.39	1,849,257.36			3,775,700.75	-	-	5,998,370.38	43,928.07
OPER																					
PS		7,246,000.00		7,246,000.00	7,246,000.00		7,246,000.00	1,585,761.53	1,540,067.50			3,205,828.03	1,585,761.53	1,589,838.07			3,165,597.60	-	-	4,040,170.97	50,231.43
<b>III. Special Purpose Funds</b>																					
<b>III. Special Purpose Funds - MPBF : Other Personnel Benefits</b>																					
<b>GAS</b>																					
PS																					
OPER																					
PS																					
<b>III. Special Purpose Funds - MPBF : PBB</b>																					
<b>GAS</b>																					
PS																					
<b>III. Special Purpose Funds - PGF - Monetization</b>																					
<b>GAS</b>																					
PS																					
<b>III. Special Purpose Funds - PGF - TLB Retirement/Separation</b>																					
<b>GAS</b>																					
PS		6,429.00		6,429.00	6,429.00		6,429.00		6,427.35			6,427.35		6,427.35			6,427.35	-	-	1.65	
<b>GRAND TOTAL</b>																					
GRAND TOTAL		446,909,429.00		446,909,429.00	420,191,005.00		420,191,005.00	72,799,965.24	108,002,265.27			180,802,231.51	72,011,946.49	76,929,476.21			148,941,422.70	26,718,424.00	-	239,388,773.49	31,860,808.81

Certified Correct:  
  
MR. BERNARD L. TINONGAS  
Budget Officer  
Date: 8/15

Certified Correct:  
  
MS. MA. DOLORES A. KALALO  
Accountant  
Date: 8/15

Approved By:  
  
ATTY. JOSEPH MELVIN BASAS  
Director IV, FPMS  
Date:


**STATEMENT OF APPROPRIATIONS, ALLOTMENTS, OBLIGATIONS, DISBURSEMENTS AND BALANCES**  
As of the Quarter Ending JUNE 30, 2019

**Department: Other Executive Offices**  
**Agency: Philippine Competition Commission**  
**Operating Unit: N/A**  
**Organization Code (UACS): 260380000000**  
**Fund Cluster: 01 - Regular Agency Fund**


**Authorization: 02 - Continuing Appropriations**

Particulars	UACS CODE	Appropriation			Allotments				Current Year Obligations					Current Year Disbursements					Balances					
		Authorized Appropriation	Adjustments (Transfer To/From, Realignment)	Adjusted Appropriations	Adjustments Received	Adjustments (Withdrawal, Realignment)	Transfer To	Transfer From	Adjusted Total Allotments	1st Quarter Ending March 31	2nd Quarter Ending June 30	3rd Quarter Ending Sept. 30	4th Quarter Ending Dec. 31	Total	1st Quarter Ending March 31	2nd Quarter Ending June 30	3rd Quarter Ending Sept. 30	4th Quarter Ending Dec. 31	Total	Unreleased Appropriations	Unobligated Allotment	Unpaid Obligations (15-20) = (23+24)		
1	2	3	4	5=3+4	6	7	8	9	10=(4+7)+5+9	11	12	13	14	15= (11+12+13+14)	16	17	18	19	20= (16+17+18+19)	21=(3-16)	22=(10-15)	23	24	
I. Agency Specific Budget																								
Specific Budgets of National Government Agencies	01102101	135,436,234.21		135,436,234.21	135,436,234.21				135,436,234.21															
General Administration and Support	1000000000000000	52,819,863.80		52,819,863.80	52,819,863.80				52,819,863.80															
General Management and Supervision	100000100001000	52,819,863.80		52,819,863.80	52,819,863.80				52,819,863.80															
MOOE		52,145,830.00		52,145,830.00	52,145,830.00				52,145,830.00															
CO		674,033.80		674,033.80	674,033.80				674,033.80															
Operations	3000000000000000	82,616,370.41		82,616,370.41	82,616,370.41				82,616,370.41															
OO - Philippine Competition Act, which prohibits anti-competitive agreements, abuse of dominant position, and anti-competitive mergers and acquisitions enforced	3100000000000000	82,616,370.41		82,616,370.41	82,616,370.41				82,616,370.41															
COMPETITION POLICY ENFORCEMENT PROGRAM	3101000000000000	82,616,370.41		82,616,370.41	82,616,370.41				82,616,370.41															
Enforcement of Rules and Regulations, Review of Mergers and Acquisition, and Policy Research and Advocacy/Capacity Building Program	310100100001000	82,616,370.41		82,616,370.41	82,616,370.41				82,616,370.41															
MOOE		82,152,970.41		82,152,970.41	82,152,970.41				82,152,970.41															
CO		463,400.00		463,400.00	463,400.00				463,400.00															
Sub-Total, Agency-Specific		135,436,234.21		135,436,234.21	135,436,234.21				135,436,234.21															
MOOE		134,298,800.41		134,298,800.41	134,298,800.41				134,298,800.41															
CO		1,137,433.80		1,137,433.80	1,137,433.80				1,137,433.80															
II. Automatic Appropriations																								
III. Special Purpose Fund																								
GRAND TOTAL		135,436,234.21		135,436,234.21	135,436,234.21				135,436,234.21															
MOOE		134,298,800.41		134,298,800.41	134,298,800.41				134,298,800.41															
CO		1,137,433.80		1,137,433.80	1,137,433.80				1,137,433.80															


Certified Correct:

  
BERNARD L. TINONAS  
Budget Officer  
Date: 05/JUL 2019

Certified Correct:

  
MA. DOLORES A. KALALO  
Chief Accountant  
Date:

Approved By:

  
Basas, Joseph Melvin  
Agency Head/Department  
Date: