



SUMMARY OF APPROPRIATIONS, ALLOTMENTS, OBLIGATIONS, DISBURSEMENTS AND BALANCES BY OBJECT OF EXPENDITURES
As of the Quarter Ending SEPTEMBER 30, 2019


Department : Other Executive Offices
Agency : Philippine Competition Commission
Operating Unit : N/A
Organization Code (UACS) : 260380000000
Funding Source Code (as clustered) : 01 - Regular Agency Fund

Authorization: 01 - CONTINUING Appropriations
Report Status: SUBMITTED

UA CS CO DE	Particulars	Appropriation				Allotments				Current Year Obligations				Current Year Disbursements				Balances			
		Authorized Appropriation	Adjustments (Transfer To/From Realignment)	Adjusted Appropriations	Adjusted Total	Allotments Received	Adjustm ents (Withdra wal, Realign)	Adjusted Total Allotments	1st Quarter Ending March 31	2nd Quarter Ending June 30	3rd Quarter Ending Sept. 30	4th Quarter Ending Dec. 31	Total	1st Quarter Ending March 31	2nd Quarter Ending June 30	3rd Quarter Ending Sept. 30	4th Quarter Ending Dec. 31	Total	Unreleased Appropriations	Unobligated Allotment	Unpaid Obligations (15-20) = (23+24)
1	2	3	4	5=(3+4)	6	7	10=[(6+(-)7)-8+9]	11	12	13	14	15=(11+12+13+14)	16	17	18	19	20=(16+17+18+19)	21=(5-10)	22=(10-15)	23	24
I. Agency Specific Budget																					
I. Agency Specific Budget - Specific Budget of National Government Agencies																					
	GAS																				
	PS																				
	MOOE	52,145,830.00		52,145,830.00	52,145,830.00		52,145,830.00													52,145,830.00	
	CO	674,033.80		674,033.80	674,033.80		674,033.80			26,834.00		26,834.00								647,199.80	26,834.00
	OPER																				
	PS																				
	MOOE	82,152,970.41		82,152,970.41	82,152,970.41		82,152,970.41													82,152,970.41	
	CO	463,400.00		463,400.00	463,400.00		463,400.00													463,400.00	
II. Automatic Appropriations																					
II. Automatic Appropriations - Retirement and Life Insurance																					
	GAS																				
	PS																				
	OPER																				
	PS																				
III. Special Purpose Funds																					
III. Special Purpose Funds - MPBF : Other Personnel Benefit																					
	GAS																				
	PS																				
	OPER																				
	PS																				
III. Special Purpose Funds - MPBF : PBB																					
	GAS																				
	PS																				
III. Special Purpose Funds - PGF - Monetization																					
	GAS																				
	PS																				
III. Special Purpose Funds - PGF - TLB Retirement/Separati																					
	GAS																				
	PS																				
GRAND TOTAL		135,436,234.22		135,436,234.22	135,436,234.22		135,436,234.22			26,834.00		26,834.00								135,409,400.22	26,834.00

Certified Correct :

MR. BERNARD L. TINONAS
Budget Officer
Date : 8/21

Certified Correct :

MS. MA. DOLORES A. KALALO
Accountant
Date : 8/21


Approved By:

ATTY. JOSEPH MELVIN BASAS
Director IV, FPMS
Date :


SUMMARY OF APPROPRIATIONS, ALLOTMENTS, OBLIGATIONS, DISBURSEMENTS AND BALANCES BY OBJECT OF EXPENDITURES
As of the Quarter Ending SEPTEMBER 30, 2019


Department : Other Executive Offices
Agency : Philippine Competition Commission
Operating Unit : N/A
Organization Code (UACS) : 260380000000
Funding Source Code (as clustered) : 01 - Regular Agency Fund

Authorization: 01 - Current Year Appropriations
Report Status: SUBMITTED

UA CS CO DE	Particulars	Appropriation				Allotments				Current Year Obligations					Current Year Disbursements					Balances																							
		Authorized Appropriation	Adjustments (Transfer To/From Realignment)	Adjusted Appropriations	Adjusted Total	Allotments Received	Adjustm ents (Withdra wal, Realign -----	Adjusted Total Allotments	1st Quarter Ending March 31	2nd Quarter Ending June 30	3rd Quarter Ending Sept. 30	4th Quarter Ending Dec. 31	Total	1st Quarter Ending March 31	2nd Quarter Ending June 30	3rd Quarter Ending Sept. 30	4th Quarter Ending Dec. 31	Total	Unreleased Appropriations	Unobligated Allotment	Unpaid Obligations (15-20) = (23+24)																						
1	2	3	4	5=(3+4)	6	7	10=[(6+(-)7)-8+9]	11	12	13	14	15=(11+12+13+14)	16	17	18	19	20=(16+17+18+19)	21=(5-10)	22=(10-15)	23	24																						
I. Agency Specific Budget																																											
I. Agency Specific Budget - Specific Budget of National Government Agencies																																											
	GAS																																										
	PS	103,686,000.00	-	103,686,000.00	88,306,076.00		88,306,076.00	17,964,811.62	27,411,552.66	20,061,589.10		65,437,953.38	16,842,412.83	27,657,344.67	19,323,897.38	-	63,823,654.88	15,379,924.00	22,868,122.62	1,614,298.50	(0.00)																						
	MOOE	138,192,000.00		138,192,000.00	138,192,000.00		138,192,000.00	29,488,247.70	40,901,117.37	19,142,830.82		89,532,195.89	26,575,227.90	19,409,413.22	25,987,964.77	-	71,972,605.89	-	48,659,804.11	17,559,580.00	-																						
	CO	3,943,000.00		3,943,000.00	3,943,000.00		3,943,000.00	173,000.00	1,853,280.00	1,754,949.00		3,781,228.00	173,000.00	1,853,280.00	358,000.00	-	2,384,280.00	-	161,771.00	1,396,949.00	-																						
	OPER																																										
	PS	76,852,000.00	-	76,852,000.00	65,513,500.00		65,513,500.00	13,999,031.01	21,289,563.02	15,753,270.97		51,041,865.00	13,120,088.53	21,378,197.45	15,350,618.98	-	49,848,904.96	11,338,500.00	14,471,635.00	1,192,960.04	-																						
	MOOE	107,176,000.00		107,176,000.00	107,176,000.00		107,176,000.00	7,682,669.99	13,007,072.14	20,936,488.28		41,626,230.41	5,838,417.65	9,156,314.77	9,210,228.33	-	24,204,960.75	-	65,549,769.59	17,421,269.66	-																						
	CO																																										
II. Automatic Appropriations																																											
II. Automatic Appropriations - Retirement and Life Insurance																																											
	GAS																																										
	PS	9,808,000.00		9,808,000.00	9,808,000.00		9,808,000.00	1,926,443.39	1,893,186.23	1,972,450.25		5,792,079.87	1,297,996.41	2,477,704.34	1,360,469.78	-	5,136,200.53	-	4,015,920.13	655,879.34	-																						
	OPER																																										
	PS	7,246,000.00		7,246,000.00	7,246,000.00		7,246,000.00	1,565,761.53	1,640,067.50	1,756,328.82		4,962,157.85	1,034,860.89	2,120,736.71	1,168,467.49	-	4,324,065.09	-	2,283,842.15	638,092.76	-																						
III. Special Purpose Funds																																											
III. Special Purpose Funds - MPBF : Other Personnel Benefit																																											
	GAS																																										
	PS																																										
	OPER																																										
	PS																																										
III. Special Purpose Funds - MPBF : PBB																																											
	GAS																																										
	PS																																										
III. Special Purpose Funds - PGF - Monetization																																											
	GAS																																										
	PS																																										
III. Special Purpose Funds - PGF - TLB Retirement/Separati																																											
	GAS																																										
	PS	241,402.00		241,402.00	241,402.00		241,402.00	-	6,427.35	234,971.92		241,399.27		6,427.35	129,641.29		136,088.64	-	2.73	105,330.63	-																						
GRAND TOTAL																						447,144,402.00	-	447,144,402.00	420,425,978.00	-	420,425,978.00	72,799,965.24	108,002,266.27	81,612,879.16	-	262,415,110.67	64,882,004.21	84,059,418.51	72,889,318.02	-	221,830,740.74	26,718,424.00	158,010,867.33	40,584,369.93	(0.00)		

Certified Correct :

MR. BERNARD L. TINONAS
Budget Officer
Date :

Certified Correct :

MS. MA. DOLORES A. KALALO
Accountant
Date :

Approved By:

ATTY. JOSEPH MELVIN BASAS
Director IV, FPMD
Date :