

STATEMENT OF APPROPRIATIONS, ALLOTMENTS, OBLIGATIONS, DISBURSEMENTS AND BALANCES

As at the Quarter Ending March 31, 2020

Department : Other Executive Offices  
 Agency/Entity : Philippine Competition Commission  
 Operating Unit : < not applicable >  
 Organization Code : 26 038 000000  
 Fund Cluster : 01 Regular Agency Fund

X

(e.g. UACS Fund Cluster: 01-Regular Agency Fund, 02-Foreign Assisted Projects Fund, 03-Special Account-Locally Funded/Domestic Grants Fund, and 04-Special Account-Foreign Assisted/Foreign Grants Fund)


Particulars	UACS CODE	Appropriations			Allotments			Current Year Obligations						Current Year Disbursements				Balances					
		Authorized Appropriations	Adjustments (Transfer To/From, Modification)	Adjusted Appropriations	Allotments Received	Adjustments (Reductions, Modifications/Augmentations)	Transfer To	Transfer From	Adjusted Total Allotments	1st Quarter Ending March 31	2nd Quarter Ending June 30	3rd Quarter Ending Sept. 30	4th Quarter Ending Dec. 31	TOTAL	1st Quarter Ending March 31	2nd Quarter Ending Sept. 30	3rd Quarter Ending Dec. 31	4th Quarter Ending Dec. 31	TOTAL	Unreleased Appro	Unobligated Allotments	Unpaid Obligations (15-20)=(23+24)	
																						Due and Demandable	Not yet due and Demandable
1	2	3	4	5=(3+4)	6	7	8	9	10=[(6+(-)7)-8+9]	11	12	13	14	15=(11+12+13+14)	16	17	18	19	20=(16+17+18+19)	21	22	23	24
I. Agency Specific Budget		424,700,000.00		424,700,000.00	406,538,000.00				406,538,000.00	93,886,335.76				93,886,335.76	66,038,882.57				66,038,882.57	18,162,000.00	312,651,664.24	27,847,453.19	
General Administration and Support	1E+14	244,203,000.00		244,203,000.00	235,541,000.00				235,541,000.00	66,489,815.47				66,489,815.47	44,252,042.07				44,252,042.07	8,662,000.00	169,051,184.53	22,237,773.40	
General Management and Supervision	1E+14	244,203,000.00		244,203,000.00	235,541,000.00				235,541,000.00	66,489,815.47				66,489,815.47	44,252,042.07				44,252,042.07	8,662,000.00	169,051,184.53	22,237,773.40	
PS		111,076,000.00		111,076,000.00	111,076,000.00				111,076,000.00	20,547,201.83				20,547,201.83	19,194,336.59				19,194,336.59		90,528,798.17	1,352,865.24	
MOOE		132,627,000.00		132,627,000.00	123,965,000.00				123,965,000.00	45,942,613.64				45,942,613.64	25,057,705.48				25,057,705.48	8,662,000.00	78,022,386.36	20,884,908.16	
CO		500,000.00		500,000.00	500,000.00				500,000.00												500,000.00		
Sub-Total, General Administration and Support		244,203,000.00		244,203,000.00	235,541,000.00				235,541,000.00	66,489,815.47				66,489,815.47	44,252,042.07				44,252,042.07	8,662,000.00	169,051,184.53	22,237,773.40	
PS		111,076,000.00		111,076,000.00	111,076,000.00				111,076,000.00	20,547,201.83				20,547,201.83	19,194,336.59				19,194,336.59		90,528,798.17	1,352,865.24	
MOOE		132,627,000.00		132,627,000.00	123,965,000.00				123,965,000.00	45,942,613.64				45,942,613.64	25,057,705.48				25,057,705.48	8,662,000.00	78,022,386.36	20,884,908.16	
FinEx (if Applicable)																							
CO		500,000.00		500,000.00	500,000.00				500,000.00												500,000.00		
Operations	3E+14	180,497,000.00		180,497,000.00	170,997,000.00				170,997,000.00	27,396,520.29				27,396,520.29	21,786,840.50				21,786,840.50	9,500,000.00	143,600,479.71	5,609,679.79	
OO - Philippine Competition Act, which prohibits anti-competitive agreements, abuse of dominant position, and anti-competitive mergers and acquisitions enforced		180,497,000.00		180,497,000.00	170,997,000.00				170,997,000.00	27,396,520.29				27,396,520.29	21,786,840.50				21,786,840.50	9,500,000.00	143,600,479.71	5,609,679.79	
COMPETITION POLICY ENFORCEMENT		180,497,000.00		180,497,000.00	170,997,000.00				170,997,000.00	27,396,520.29				27,396,520.29	21,786,840.50				21,786,840.50	9,500,000.00	143,600,479.71	5,609,679.79	
Enforcement of rules and regulations, Review of Mergers and Acquisition, and Policy Research and Advocacy/Capacity Building Program	3.1E+14	180,497,000.00		180,497,000.00	170,997,000.00				170,997,000.00	27,396,520.29				27,396,520.29	21,786,840.50				21,786,840.50	9,500,000.00	143,600,479.71	5,609,679.79	
PS		84,461,000.00		84,461,000.00	84,461,000.00				84,461,000.00	17,394,752.59				17,394,752.59	16,250,522.34				16,250,522.34		67,066,247.41	1,144,230.25	
MOOE		91,536,000.00		91,536,000.00	86,536,000.00				86,536,000.00	10,001,767.70				10,001,767.70	5,536,318.16				5,536,318.16	5,000,000.00	76,534,232.30	4,465,449.54	
CO		4,500,000.00		4,500,000.00																	4,500,000.00		
Sub-Total, Operations		180,497,000.00		180,497,000.00	170,997,000.00				170,997,000.00	27,396,520.29				27,396,520.29	21,786,840.50				21,786,840.50	9,500,000.00	143,600,479.71	5,609,679.79	
PS		84,461,000.00		84,461,000.00	84,461,000.00				84,461,000.00	17,394,752.59				17,394,752.59	16,250,522.34				16,250,522.34		67,066,247.41	1,144,230.25	
MOOE		91,536,000.00		91,536,000.00	86,536,000.00				86,536,000.00	10,001,767.70				10,001,767.70	5,536,318.16				5,536,318.16	5,000,000.00	76,534,232.30	4,465,449.54	
FinEx (if Applicable)																							
CO		4,500,000.00		4,500,000.00																	4,500,000.00		


Department : Other Executive Offices  
 Agency/Entity : Philippine Competition Commission  
 Operating Unit : < not applicable >  
 Organization Code : 26 038 0000000  
 Fund Cluster : 01 Regular Agency Fund


X

(e.g. UACS Fund Cluster: 01-Regular Agency Fund, 02-Foreign Assisted Projects Fund, 03-Special Account-Locally Funded/Domestic Grants Fund, and 04-Special Account-Foreign Assisted/Foreign Grants Fund)

Particulars	UACS CODE	Appropriations			Allotments					Current Year Obligations					Current Year Disbursements				Balances				
		Authorized Appropriations	Adjustments (Transfer To/From, Modification)	Adjusted Appropriations	Allotments Received	Adjustments (Reductions, Modifications/ Augmentations)	Transfer To	Transfer From	Adjusted Total Allotments	1st Quarter Ending March 31	2nd Quarter Ending June 30	3rd Quarter Ending Sept. 30	4th Quarter End ing	TOTAL	1st Quarter Ending March 31	2nd Quarter Endi ng	3rd Quarter Ending Sept. 30	4th Quarter Ending Dec. 31	TOTAL	Unreleased Appro	Unobligated Allotments	Unpaid Obligations (15-20)=(23+24)	
																						Due and Demandable	Not recorded and Demandable
1	2	3	4	5=(3+4)	6	7	8	9	10=[(6+7)-8+9]	11	12	13	14	15=(11+12+13+14)	16	17	18	19	20=(16+17+18+19)	21	22	23	24
Sub-Total, I. Agency Specific Budget		424,700,000.00		424,700,000.00	406,538,000.00				406,538,000.00	93,886,335.76				93,886,335.76	66,038,882.57				66,038,882.57	18,162,000.00	312,651,664.24	27,847,453.19	
PS		195,537,000.00		195,537,000.00	195,537,000.00				195,537,000.00	37,941,954.42				37,941,954.42	35,444,858.93				35,444,858.93	157,595,045.58	2,497,095.49		
MOOE		224,163,000.00		224,163,000.00	210,501,000.00				210,501,000.00	55,944,381.34				55,944,381.34	30,594,023.64				30,594,023.64	13,662,000.00	154,556,618.66	25,350,357.70	
FinEx (if Applicable)																							
CO		5,000,000.00		5,000,000.00	500,000.00				500,000.00											4,500,000.00	500,000.00		
II. Automatic Appropriations		18,447,000.00		18,447,000.00	18,447,000.00				18,447,000.00	2,682,514.82				2,682,514.82	2,568,489.16				2,568,489.16		15,764,485.18	114,025.66	
Specific Budgets of National Government Agencies		18,447,000.00		18,447,000.00	18,447,000.00				18,447,000.00	2,682,514.82				2,682,514.82	2,568,489.16				2,568,489.16		15,764,485.18	114,025.66	
Retirement and Life Insurance Premiums		18,447,000.00		18,447,000.00	18,447,000.00				18,447,000.00	2,682,514.82				2,682,514.82	2,568,489.16				2,568,489.16		15,764,485.18	114,025.66	
PS		18,447,000.00		18,447,000.00	18,447,000.00				18,447,000.00	2,682,514.82				2,682,514.82	2,568,489.16				2,568,489.16		15,764,485.18	114,025.66	
Sub-total II. Automatic Appropriations		18,447,000.00		18,447,000.00	18,447,000.00				18,447,000.00	2,682,514.82				2,682,514.82	2,568,489.16				2,568,489.16		15,764,485.18	114,025.66	
PS		18,447,000.00		18,447,000.00	18,447,000.00				18,447,000.00	2,682,514.82				2,682,514.82	2,568,489.16				2,568,489.16		15,764,485.18	114,025.66	
MOOE																							
FinEx																							
CO																							
III. Special Purpose Fund			93,690.00	93,690.00		93,690.00			93,690.00													187,380.00	
Pension and Gratuity Fund			93,690.00	93,690.00		93,690.00			93,690.00													187,380.00	
PS			93,690.00	93,690.00		93,690.00			93,690.00													187,380.00	
Sub-Total III. Special Purpose Fund			93,690.00	93,690.00		93,690.00			93,690.00													187,380.00	
PS			93,690.00	93,690.00		93,690.00			93,690.00													187,380.00	
MOOE																							
FinEx																							
CO																							
GRAND TOTAL		443,147,000.00	93,690.00	443,240,690.00	424,985,000.00	93,690.00			425,078,690.00	96,568,850.58				96,568,850.58	68,607,371.73				68,607,371.73	18,162,000.00	328,509,839.42	27,961,478.85	
PS		213,984,000.00	93,690.00	214,077,690.00	213,984,000.00	93,690.00			214,077,690.00	40,624,469.24				40,624,469.24	38,013,348.09				38,013,348.09		173,453,220.76	2,611,121.15	
MOOE		224,163,000.00		224,163,000.00	210,501,000.00				210,501,000.00	55,944,381.34				55,944,381.34	30,594,023.64				30,594,023.64	13,662,000.00	154,556,618.66	25,350,357.70	
CO		5,000,000.00		5,000,000.00	500,000.00				500,000.00											4,500,000.00	500,000.00		
Recapitulation by OO:																							
I. Agency Specific Budget		180,497,000.00		180,497,000.00	170,997,000.00				170,997,000.00	27,396,520.29				27,396,520.29	21,786,840.50				21,786,840.50	9,500,000.00	143,600,479.71	5,609,679.79	
COMPETITION POLICY ENFORCEMENT		180,497,000.00		180,497,000.00	170,997,000.00				170,997,000.00	27,396,520.29				27,396,520.29	21,786,840.50				21,786,840.50	9,500,000.00	143,600,479.71	5,609,679.79	

Certified Correct:  
  
**BERNARD L. TINONAS**  
 Chief, Budget Division  
 Date:

Certified Correct:  
  
**MA. DOLORES A. KALALO**  
 Chief, Accounting Division  
 Date:

Approved by:  
  
**JOSEPH MELVIN B. BASAS**  
 Director IV, Financial, Planning and Management Office  
 Date:

This report was generated using the Unified Reporting System on 10/04/2020 19:35 version.FAR1.1.5 ; Status : SUBMITTED

Reconciliation		
Grand Total	443,334,380.00	425,172,380.00
Doble entry PGF	93,690.00	93,690.00
	443,240,690.00	425,078,690.00

STATEMENT OF APPROPRIATIONS, ALLOTMENTS, OBLIGATIONS, DISBURSEMENTS AND BALANCES

As at the Quarter Ending March 31, 2020

Department: Other Executive Offices  
 Agency: Philippine Competition Commission  
 Operating Unit: < not applicable >  
 Organization Code: 26 038 0000000

X

Fund Cluster: 01 Regular Agency Fund  
 (e.g. UACS Fund Cluster: 01-Regular Agency Fund, 02-Foreign Assisted Projects Fund, 03-Special Account-Locally Funded/ Domestic Grants Fund, and 04-Special Account-Foreign Assisted/Foreign Grants Fund)

Particulars	UAC S CODE	Appropriations			Allotments					Current Year Obligations					Current Year Disbursements					Balances				
		Authorized Appropriations	Adjustments (Transfer To/From, Realignment)	Adjusted Appropriations	Allotments Received	Adjustments (Withdrawal, Realignment)	Transfer To	Transfer From	Adjusted Total Allotments	1st Quarter Ending March 31	2nd Quarter Ending Sept. 30	3rd Quarter Ending Dec. 31	4th Quarter Ending Dec. 31	TOTAL	1st Quarter Ending March 31	2nd Quarter Ending June 30	3rd Quarter Ending Dec. 31	4th Quarter Ending Dec. 31	TOTAL	Unreleased Appro	Unobligated Allotments	Unpaid Obligations (15-20)=(23+24)		
		3	4	5=(3+4)	6	7	8	9	10=[(6+(-)7)-8+9]	11	12	13	14	15=(11+12+13+14)	16	17	18	19	20=(16+17+18+19)	21=(5-10)	22=(10-15)	23	24	
I. Continuing Appropriations		56,893,035.60		56,893,035.60	56,893,035.60				56,893,035.60	116,125.31				116,125.31	116,125.31				116,125.31					
General Administration and Support	1E+14	28,406,264.34		28,406,264.34	28,406,264.34				28,406,264.34															
General Management and Supervision	1E+14	28,406,264.34		28,406,264.34	28,406,264.34				28,406,264.34															
PS		6,043,694.85		6,043,694.85	6,043,694.85				6,043,694.85															
MOOE		16,396,048.49		16,396,048.49	16,396,048.49				16,396,048.49															
CO		5,966,521.00		5,966,521.00	5,966,521.00				5,966,521.00															
Sub-Total, General Administration and Support		28,406,264.34		28,406,264.34	28,406,264.34				28,406,264.34															
PS		6,043,694.85		6,043,694.85	6,043,694.85				6,043,694.85															
MOOE		16,396,048.49		16,396,048.49	16,396,048.49				16,396,048.49															
FinEx (if Applicable)																								
CO		5,966,521.00		5,966,521.00	5,966,521.00				5,966,521.00															
Operations	3E+14	28,486,771.26		28,486,771.26	28,486,771.26				28,486,771.26	116,125.31				116,125.31	116,125.31				116,125.31					
CO: Philippine Competition Act, which prohibits anti-competitive agreements, abuse of dominant position, and anti-competitive		28,486,771.26		28,486,771.26	28,486,771.26				28,486,771.26	116,125.31				116,125.31	116,125.31				116,125.31					
COMPETITION POLICY ENFORCEMENT		28,486,771.26		28,486,771.26	28,486,771.26				28,486,771.26	116,125.31				116,125.31	116,125.31				116,125.31					
Enforcement of Rules and Regulations, Review of Mergers and Acquisitions, and Policy Research and Advocacy/Capacity	3E+14	28,486,771.26		28,486,771.26	28,486,771.26				28,486,771.26	116,125.31				116,125.31	116,125.31				116,125.31					
PS		2,088,669.87		2,088,669.87	2,088,669.87				2,088,669.87	112,950.65				112,950.65	112,950.65				112,950.65					
MOOE		21,416,271.39		21,416,271.39	21,416,271.39				21,416,271.39	3,174.66				3,174.66	3,174.66				3,174.66					
CO		4,981,830.00		4,981,830.00	4,981,830.00				4,981,830.00															
Sub-Total, Operations		28,486,771.26		28,486,771.26	28,486,771.26				28,486,771.26	116,125.31				116,125.31	116,125.31				116,125.31					
PS		2,088,669.87		2,088,669.87	2,088,669.87				2,088,669.87	112,950.65				112,950.65	112,950.65				112,950.65					
MOOE		21,416,271.39		21,416,271.39	21,416,271.39				21,416,271.39	3,174.66				3,174.66	3,174.66				3,174.66					
FinEx (if Applicable)																								
CO		4,981,830.00		4,981,830.00	4,981,830.00				4,981,830.00															


This report was generated using the Unified Reporting System on 10/04/2020 18:04 version.FAR.1.1.1 ; Status : PENDING


Department: Other Executive Offices  
 Agency: Philippine Competition Commission  
 Operating Unit: < not applicable >  
 Organization Code: 26 038 0000000


X

Fund Cluster: 01 Regular Agency Fund  
 (e.g. UALS Fund Cluster: 01-Regular Agency Fund, 02-Foreign Assisted Projects Fund, 03-Special Account-Locally Funded/Domestic Grants Fund, and 04-Special Account-Foreign Assisted/Foreign Grants Fund)

Particulars	UAC S COD E	Appropriations			Allotments					Current Year Obligations					Current Year Disbursements					Balances			
		Authorized Appropriations	Adjustments (Transfer To/From, Realignment)	Adjusted Appropriations	Allotments Received	Adjustments (Withdrawal, Realignment)	Transfer To	Transfer From	Adjusted Total Allotments	1st Quarter Ending March 31	2nd Quarter Ending June 30	3rd Quarter Ending Sept. 30	4th Quarter Ending Dec. 31	TOTAL	1st Quarter Ending March 31	2nd Quarter Ending June 30	3rd Quarter Ending Dec. 31	4th Quarter Ending Dec. 31	TOTAL	Unreleased Appro	Unobligated Allotments	Unpaid Obligations (15-20)=(23+24)	
1	2	3	4	5=(3+4)	6	7	8	9	10=[(6+(-)7)-8+9]	11	12	13	14	15=(11+12+13+14)	16	17	18	19	20=(16+17+18+19)	21=(5-10)	22=(10-15)	23	24
GRAND TOTAL		56,893,035.60	0.00	56,893,035.60	56,893,035.60	0.00	0.00	0.00	56,893,035.60	116,125.31	0.00	0.00	0.00	116,125.31	116,125.31	0.00	0.00	0.00	116,125.31	0.00	56,776,910.29		-
PS		8,132,364.72	0.00	8,132,364.72	8,132,364.72	0.00	0.00	0.00	8,132,364.72	112,950.65	0.00	0.00	0.00	112,950.65	112,950.65	0.00	0.00	0.00	112,950.65	0.00	8,019,414.07		-
MOOE		37,812,319.88	0.00	37,812,319.88	37,812,319.88	0.00	0.00	0.00	37,812,319.88	3,174.66	0.00	0.00	0.00	3,174.66	3,174.66	0.00	0.00	0.00	3,174.66	0.00	37,809,145.22		-
FinEx (if Applicable)		0.00	0.00	0.00	0.00	0.00	0.00	0.00	0.00	0.00	0.00	0.00	0.00	0.00	0.00	0.00	0.00	0.00	0.00	0.00	0.00		-
CO		10,948,351.00	0.00	10,948,351.00	10,948,351.00	0.00	0.00	0.00	10,948,351.00	0.00	0.00	0.00	0.00	0.00	0.00	0.00	0.00	0.00	0.00	0.00	10,948,351.00		-

Certified Correct:  
  
**BERNARD L. TINONAS**  
 Chief, Budget Division  
 Date:

Certified Correct:  
  
**MA. DOLORES A. KALALO**  
 Chief, Accounting Division  
 Date:

Rec Approved By:  
  
**JOSEPH MELVIN B. BASAS**  
 Director IV, Financial, Planning and Management Office Date:  
 Date: