


SUMMARY OF APPROPRIATIONS, ALLOTMENTS, OBLIGATIONS, DISBURSEMENTS AND BALANCES BY OBJECT OF EXPENDITURES
As of the Quarter Ending JUNE 30, 2020


Department : Other Executive Offices
Agency : Philippine Competition Commission
Operating Unit : N/A
Organization Code (UACS) : 260380000000


Authorization: 01 - CURRENT Appropriations
Report Status: SUBMITTED

Funding Source Code (as clustered) : 01 - Regular Agency Fund

UA CS	Particulars	Authorized Appropriation	Appropriation Adjustments (Transfer To/From Realignment)	Adjusted Appropriations	Allotments Received	Adjustments (Withdrawal, Realignment)	Adjusted Total Allotments	Current Year Obligations				Total	Current Year Disbursements				Total	Balances			
								1st Quarter Ending March 31	2nd Quarter Ending June 30	3rd Quarter Ending Sept. 30	4th Quarter Ending Dec. 31		1st Quarter Ending March 31	2nd Quarter Ending June 30	3rd Quarter Ending Sept. 30	4th Quarter Ending Dec. 31		Unreleased Appropriations	Unobligated Allotment	Unpaid Obligations (15-20) = (23+24)	
1	2	3	4	5=(3+4)	6	7	10=[(6+(-)7)-8+9]	11	12	13	14	15=(11+12+13+14)	16	17	18	19	20=(16+17+18+19)	21=(5-10)	22=(10-15)	23	24
I. Agency Specific Budget																					
I. Agency Specific Budget - Specific Budget of National Government Agencies																					
GAS																					
PS	111,076,000.00			111,076,000.00	111,076,000.00		111,076,000.00	20,547,201.83	27,509,024.76			48,056,226.59	19,194,336.59	27,109,582.39			46,303,918.98	-	63,019,773.41	1,752,307.61	-
MO	132,627,000.00			132,627,000.00	123,965,000.00		123,965,000.00	45,942,613.64	7,078,548.08			53,021,161.72	25,057,705.48	13,461,377.19			38,519,082.67	8,662,000.00	70,943,838.28	-	14,502,079.05
CO	500,000.00			500,000.00	500,000.00		500,000.00												500,000.00	-	-
OPER																					
PS	84,461,000.00			84,461,000.00	84,461,000.00		84,461,000.00	17,394,752.59	23,300,002.69			40,694,755.28	16,250,522.34	22,513,932.50			38,764,454.84	-	43,766,244.72	1,930,300.44	-
MO	91,536,000.00			91,536,000.00	86,536,000.00		86,536,000.00	10,001,767.70	2,891,715.75			12,893,483.45	5,536,318.16	1,912,176.20			7,448,494.36	5,000,000.00	73,642,516.55	-	5,444,989.09
CO	4,500,000.00			4,500,000.00	-		-											4,500,000.00	-	-	-
II. Automatic Appropriations																					
II. Automatic Appropriations - Retirement and Life																					
GAS																					
PS	10,477,000.00	(7,858,000.00)		2,619,000.00	10,477,000.00	(7,858,000.00)	2,619,000.00	1,430,202.07	702,102.33			2,132,304.40	1,366,505.08	693,695.28			2,060,200.36	-	486,695.60	72,104.04	-
OPER																					
PS	7,970,000.00	(5,977,000.00)		1,993,000.00	7,970,000.00	(5,977,000.00)	1,993,000.00	1,252,312.75	642,903.06			1,895,215.81	1,201,984.08	651,050.26			1,853,034.34	-	97,784.19	42,181.47	-
III. Special Purpose Funds																					
III. Special Purpose Funds (PGF)																					
GAS																					
PS		93,690.00		93,690.00	-	93,690.00	93,690.00		93,689.41			93,689.41		93,689.41			93,689.41	-	0.59	-	-
OPER																					
PS																					
III. Special Purpose Funds (MPBF)																					
GAS																					
PS		5,636,826.00		5,636,826.00	-	5,636,826.00	5,636,826.00		2,461,740.44			2,461,740.44		2,461,740.44			2,461,740.44	-	3,175,085.56	-	-
OPER																					
PS																					
GRAND TOT																					
443,147,000.00 (8,104,484.00) 435,042,516.00 424,985,000.00 (8,104,484.00) 416,880,516.00 96,568,850.58 64,679,726.52 - - 161,248,577.10 68,607,371.73 68,897,243.67 - - 137,504,615.40 18,162,000.00 255,631,938.90 3,796,893.56 19,947,068.14																					

Certified Correct :

MR. BERNARD L. TINONAS
Budget Officer
Date : 15 JULY 2020

Certified Correct :

MS. MA. DOLORES A. KALALO
Accountant
Date : 15 JULY 2020


Approved By:

ATTY. JOSEPH MELVIN BASAS
Director IV, FPMS
Date : 15 JULY 2020


SUMMARY OF APPROPRIATIONS, ALLOTMENTS, OBLIGATIONS, DISBURSEMENTS AND BALANCES BY OBJECT OF EXPENDITURES
As of the Quarter Ending JUNE 30, 2020


Department : Other Executive Offices
Agency : Philippine Competition Commission
Operating Unit : N/A
Organization Code (UACS) : 260380000000
Funding Source Code (as clustered) : 01 - Regular Agency Fund

Authorization: 01 - CONTINUING Appropriations
Report Status: SUBMITTED

UA CS	Appropriation				Allotments				Current Year Obligations					Current Year Disbursements				Balances				
	Particulars	Authorized Appropriation	Adjustments (Transfer To/From Realignment)	Adjusted Appropriations	Allotments Received	Adjustm ents (Withdr awal, Realign ment)	Adjusted Total Allotments	1st Quarter Ending March 31	2nd Quarter Ending June 30	3rd Quarter Ending Sept. 30	4th Quarter Ending Dec. 31	Total	1st Quarter Ending March 31	2nd Quarter Ending June 30	3rd Quarter Ending Sept. 30	4th Quarter Ending Dec. 31	Total	Unreleased Appropriations	Unobligated Allotment	Unpaid Obligations (15-20) = (23+24)		
1	2	3	4	5=(3+4)	6	7	10=[(6+(-)7)- 8+9]	11	12	13	14	15=(11+12+13+1 4)	16	17	18	19	20=(16+17+18+1 9)	21=(5-10)	22=(10-15)	23	24	
I. Agency Specific Budget																						
I. Agency Specific Budget - Specific Budget of National Government Agencies																						
GAS																						
PS	6,043,691.27	-	6,043,691.27	6,043,691.27	-	6,043,691.27	-	-	-	-	-	-	-	-	-	-	-	-	6,043,691.27	-	-	
MOOE	16,396,128.48	-	16,396,128.48	16,396,128.48	-	16,396,128.48	3,174.66	344,016.00	-	-	-	347,190.66	3,174.66	344,016.00	-	-	-	-	347,190.66	-	16,048,937.82	-
CO	5,966,521.00	-	5,966,521.00	5,966,521.00	-	5,966,521.00	-	-	-	-	-	-	-	-	-	-	-	-	5,966,521.00	-	-	
OPER																						
PS	2,088,669.87	-	2,088,669.87	2,088,669.87	-	2,088,669.87	112,950.65	48,066.91	-	-	-	161,017.56	112,950.65	48,066.91	-	-	-	-	161,017.56	-	1,927,652.31	-
MOOE	21,416,191.39	-	21,416,191.39	21,416,191.39	-	21,416,191.39	-	-	-	-	-	-	-	-	-	-	-	-	21,416,191.39	-	-	
CO	4,981,830.00	-	4,981,830.00	4,981,830.00	-	4,981,830.00	-	-	-	-	-	-	-	-	-	-	-	-	4,981,830.00	-	-	
II. Automatic Appropriations																						
II. Automatic Appropriations - Retirement and Life Insur																						
GAS																						
PS	-	-	-	-	-	-	-	-	-	-	-	-	-	-	-	-	-	-	-	-	-	
OPER																						
PS	-	-	-	-	-	-	-	-	-	-	-	-	-	-	-	-	-	-	-	-	-	
III. Special Purpose Funds																						
III. Special Purpose Funds - MPBF : Other Personnel Bene																						
GAS																						
PS	-	-	-	-	-	-	-	-	-	-	-	-	-	-	-	-	-	-	-	-	-	
OPER																						
PS	-	-	-	-	-	-	-	-	-	-	-	-	-	-	-	-	-	-	-	-	-	
III. Special Purpose Funds - MPBF : PBB																						
GAS																						
PS	-	-	-	-	-	-	-	-	-	-	-	-	-	-	-	-	-	-	-	-	-	
III. Special Purpose Funds - PGF - Monetization																						
GAS																						
PS	-	-	-	-	-	-	-	-	-	-	-	-	-	-	-	-	-	-	-	-	-	
III. Special Purpose Funds - PGF - TLB Retirement/Separa																						
GAS																						
PS	3.59	-	3.59	3.59	-	3.59	-	-	-	-	-	-	-	-	-	-	-	-	3.59	-	-	
GRAND TOTAL																						
	56,893,035.60	-	56,893,035.60	56,893,035.60	-	56,893,035.60	116,125.31	392,082.91	-	-	-	508,208.22	116,125.31	392,082.91	-	-	-	-	508,208.22	-	56,384,827.38	-

Certified Correct :

MR. BERNARD L. TINONAS
Budget Officer
Date : 15 JULY 2020

Certified Correct :

MS. MA. DOLORES A. KALALO
Accountant
Date : 15 JULY 2020

Approved By:

ATTY. JOSEPH MELVIN BASAS
Director IV, FPMP
Date : 15 JULY 2020