



**SUMMARY OF APPROPRIATIONS, ALLOTMENTS, OBLIGATIONS, DISBURSEMENTS AND BALANCES BY OBJECT OF EXPENDITURES**  
As of the Quarter Ending June 30, 2021


Department : OTHER EXECUTIVE OFFICES  
 Agency : PHILIPPINE COMPETITION COMMISSION  
 Operating Unit : N/A  
 Organization Code (UACS) : 26038000000  
 Funding Source Code : Regular Agency Fund

Authorization : Current Year Appropriations  
 Report Status: SUBMITTED

Particulars	Appropriation			Allotments			Current Year Obligations					Current Year Disbursements					Balances				
	Authorized Appropriation	Adjustments (Transfer To/From Realignment)	Adjusted Appropriations	Allotments Received	Adjustments (Withdrawal, Realignment)	Adjusted Total Allotments	1st Quarter Ending March 31	2nd Quarter Ending June 30	3rd Quarter Ending Sept. 30	4th Quarter Ending Dec. 31	Total	1st Quarter Ending March 31	2nd Quarter Ending June 30	3rd Quarter Ending Sept. 30	4th Quarter Ending Dec. 31	Total	Unreleased Appropriations	Unobligated Allotment	Unpaid Obligations (15-20) = (23+24)		
1	2	3	4	5=(3+4)	6	7	8=10+((6+)-(7)-8+9)	11	12	13	14	15=(11+12+13+14)	16	17	18	19	20=(16+17+18+19)	21=(5-10)	22=(10-15)	23	24
<b>FAP FUND</b>	37,677,000.00	-	37,677,000.00	37,677,000.00	-	37,677,000.00															
<b>GOP COUNTERPART FUNDS AN</b>	37,677,000.00	-	37,677,000.00	37,677,000.00	-	37,677,000.00															
<b>OPER</b>	37,677,000.00	-	37,677,000.00	37,677,000.00	-	37,677,000.00															
<b>PS</b>	10,000,000.00	-	10,000,000.00	10,000,000.00	-	10,000,000.00															
<b>MOOE</b>	27,677,000.00	-	27,677,000.00	27,677,000.00	-	27,677,000.00															
<b>RA FUND</b>	497,174,000.00	-	497,174,000.00	497,174,000.00	-	497,174,000.00	117,823,007.61	107,424,405.01				225,247,412.62	70,527,794.79	95,069,794.85		165,597,589.64	-	271,926,587.38	2,949,937.96	56,699,885.02	
<b>SPECIFIC BUDGETS OF NGAs</b>	476,225,000.00	-	476,225,000.00	476,225,000.00	-	476,225,000.00	114,796,219.94	102,929,934.28				217,726,154.22	67,511,332.42	90,581,976.93		158,093,309.35	-	258,498,845.78	2,932,959.85	56,699,885.02	
<b>GAS</b>	268,727,000.00	( 200,000.00)	268,527,000.00	268,727,000.00	( 200,000.00)	268,527,000.00	82,648,096.62	59,011,326.92				141,659,423.54	50,320,761.74	56,725,550.92		107,046,312.26	-	126,867,576.46	88,744.17	34,524,367.11	
<b>PS</b>	115,435,000.00	-	115,435,000.00	115,435,000.00	-	115,435,000.00	23,636,018.98	29,555,975.49				53,191,994.47	23,158,705.62	29,944,544.68		53,103,250.30	-	62,243,005.53	88,744.17		
<b>MOOE</b>	146,727,000.00	( 200,000.00)	146,527,000.00	146,727,000.00	( 200,000.00)	146,527,000.00	59,012,077.64	22,980,211.43				81,992,289.07	27,162,056.12	20,305,865.84		47,467,921.96	-	64,534,710.93		34,524,367.11	
<b>CO</b>	6,565,000.00	-	6,565,000.00	6,565,000.00	-	6,565,000.00		6,475,140.00				6,475,140.00		6,475,140.00		6,475,140.00	-	89,860.00			
<b>OPER</b>	207,498,000.00	200,000.00	207,698,000.00	207,498,000.00	200,000.00	207,698,000.00	32,148,123.32	43,918,607.36				76,066,730.68	17,190,570.68	33,856,426.41		51,046,997.09	-	131,631,269.32	2,844,215.68	22,175,517.91	
<b>PS</b>	106,264,000.00	-	106,264,000.00	106,264,000.00	-	106,264,000.00	18,962,237.32	24,455,248.43				43,417,485.75	15,735,554.60	24,837,715.47		40,573,270.07	-	62,846,514.25	2,844,215.68		
<b>MOOE</b>	101,234,000.00	200,000.00	101,434,000.00	101,234,000.00	200,000.00	101,434,000.00	13,185,886.00	19,463,358.93				32,649,244.93	1,455,016.08	9,018,710.94		10,473,727.02	-	68,784,755.07		22,175,517.91	
<b>RETIREMENT AND LIFE INSURANCE</b>	20,949,000.00	-	20,949,000.00	20,949,000.00	-	20,949,000.00	3,026,787.67	4,494,470.73				7,521,258.40	3,016,462.37	4,487,817.92		7,504,280.29	-	13,427,741.60	16,978.11		
<b>GAS</b>	10,920,000.00	-	10,920,000.00	10,920,000.00	-	10,920,000.00	1,788,395.12	2,402,358.28				4,190,753.40	1,780,879.93	2,399,249.88		4,180,129.81	-	6,729,246.60	10,623.59		
<b>PS</b>	10,920,000.00	-	10,920,000.00	10,920,000.00	-	10,920,000.00	1,788,395.12	2,402,358.28				4,190,753.40	1,780,879.93	2,399,249.88		4,180,129.81	-	6,729,246.60	10,623.59		
<b>OPER</b>	10,029,000.00	-	10,029,000.00	10,029,000.00	-	10,029,000.00	1,238,392.55	2,092,112.45				3,330,505.00	1,235,582.44	2,088,568.04		3,324,150.48	-	6,698,495.00	6,354.52		
<b>PS</b>	10,029,000.00	-	10,029,000.00	10,029,000.00	-	10,029,000.00	1,238,392.55	2,092,112.45				3,330,505.00	1,235,582.44	2,088,568.04		3,324,150.48	-	6,698,495.00	6,354.52		
<b>Grand Total</b>	534,851,000.00	-	534,851,000.00	534,851,000.00	-	534,851,000.00	117,823,007.61	107,424,405.01				225,247,412.62	70,527,794.79	95,069,794.85		165,597,589.64	-	309,603,587.38	2,949,937.96	56,699,885.02	

Certified Correct by:  
  
**BERNARD L. TINONAS**  
 BUDGET DIVISION, Chief Admin. Officer  
 July 24, 2021

Certified Correct by:  
  
**THERESA A. VENQUE**  
 ACCOUNTING DIVISION, OIC  
 July 27, 2021


Approved by:  
  
**JOSEPH MELVIN B. BASAS**  
 FPMO, Director IV  
 July 27, 2021


**SUMMARY OF APPROPRIATIONS, ALLOTMENTS, OBLIGATIONS, DISBURSEMENTS AND BALANCES BY OBJECT OF EXPENDITURES**  
As of the Quarter Ending June 30, 2021


Department : OTHER EXECUTIVE OFFICES  
 Agency : PHILIPPINE COMPETITION COMMISSION  
 Operating Unit : OTHER EXECUTIVE OFFICES  
 Organization Code (UACS) : 260380000000  
 Funding Source Code : RA & FAP

Authorization : Continuing Appropriations  
 Report Status: SUBMITTED

1	Particulars	Appropriation			Allotments			Current Year Obligations					Current Year Disbursements				Balances			
		Authorized	Adjustments	Adjusted	Allotments	Adjustments	Adjusted Total	1st Quarter	2nd Quarter	3rd Quarter	4th Quarter	Total	1st Quarter	2nd Quarter	3rd Quarter	4th Quarter	Total	Unreleased	Unobligated	Unpaid Obligations (15-20) =
		Appropriation	(Transfer To/From Realignment)	Appropriations	Received	(Withdrawal, Realignment)	Allotments	Ending March 31	Ending June 30	Ending Sept. 30	Ending Dec. 31		Ending March 31	Ending June 30	Ending Sept. 30	Ending Dec. 31		Appropriations	Allotment	(23+24)
2	3	4	5=(3+4)	6	7	10=[(6+)-(7)-8+9]	11	12	13	14	15=(11+12+13+14)	16	17	18	19	20=(16+17+18+19)	21=(5-10)	22=(10-15)	23	24
	<b>FAP FUND</b>	23,680,392.71	-	23,680,392.71	23,680,392.71	-	23,680,392.71	6,724.20	37,445.72			44,169.92		20,151.00		20,151.00	-	23,636,222.79		24,018.92
	<b>GOP COUNTERPART FUNDS AN</b>	23,680,392.71	-	23,680,392.71	23,680,392.71	-	23,680,392.71	6,724.20	37,445.72			44,169.92		20,151.00		20,151.00	-	23,636,222.79		24,018.92
	<b>OPER</b>	23,680,392.71	-	23,680,392.71	23,680,392.71	-	23,680,392.71	6,724.20	37,445.72			44,169.92		20,151.00		20,151.00	-	23,636,222.79		24,018.92
	<b>PS</b>	7,789,540.34	-	7,789,540.34	7,789,540.34	-	7,789,540.34					-				-	-	7,789,540.34		-
	<b>MOOE</b>	15,890,852.37	-	15,890,852.37	15,890,852.37	-	15,890,852.37	6,724.20	37,445.72			44,169.92		20,151.00		20,151.00	-	15,846,682.45		24,018.92
	<b>RA FUND</b>	60,268,786.94	-	60,268,786.94	60,268,786.94	-	60,268,786.94		1,823,968.27			1,823,968.27		725,717.36		725,717.36	-	58,444,818.67		1,098,250.91
	<b>SPECIFIC BUDGETS OF NGAs</b>	60,267,040.09	-	60,267,040.09	60,267,040.09	-	60,267,040.09		1,823,968.27			1,823,968.27		725,717.36		725,717.36	-	58,443,071.82		1,098,250.91
	<b>GAS</b>	29,940,952.65	-	29,940,952.65	29,940,952.65	-	29,940,952.65		1,823,968.27			1,823,968.27		725,717.36		725,717.36	-	28,116,984.38		1,098,250.91
	<b>PS</b>	5,993,198.64	-	5,993,198.64	5,993,198.64	-	5,993,198.64		1,823,968.27			1,823,968.27		725,717.36		725,717.36	-	4,169,230.37		1,098,250.91
	<b>MOOE</b>	23,933,372.91	-	23,933,372.91	23,933,372.91	-	23,933,372.91					-				-	-	23,933,372.91		-
	<b>CO</b>	14,381.10	-	14,381.10	14,381.10	-	14,381.10					-				-	-	14,381.10		-
	<b>OPER</b>	30,326,087.44	-	30,326,087.44	30,326,087.44	-	30,326,087.44					-				-	-	30,326,087.44		-
	<b>PS</b>	612,432.20	-	612,432.20	612,432.20	-	612,432.20					-				-	-	612,432.20		-
	<b>MOOE</b>	29,713,655.24	-	29,713,655.24	29,713,655.24	-	29,713,655.24					-				-	-	29,713,655.24		-
	<b>MPBF MISCELLANEOUS PERSO</b>	1,745.88	-	1,745.88	1,745.88	-	1,745.88					-				-	-	1,745.88		-
	<b>GAS</b>	1,745.88	-	1,745.88	1,745.88	-	1,745.88					-				-	-	1,745.88		-
	<b>PS</b>	1,745.88	-	1,745.88	1,745.88	-	1,745.88					-				-	-	1,745.88		-
	<b>PENSION AND GRATUITY FUND</b>	0.97	-	0.97	0.97	-	0.97					-				-	-	0.97		-
	<b>GAS</b>	0.97	-	0.97	0.97	-	0.97					-				-	-	0.97		-
	<b>PS</b>	0.97	-	0.97	0.97	-	0.97					-				-	-	0.97		-
	<b>Grand Total</b>	83,949,179.65	-	83,949,179.65	83,949,179.65	-	83,949,179.65	6,724.20	1,861,413.99			1,868,138.19		745,868.36		745,868.36	-	82,081,041.46		1,098,250.91

Certified Correct by :  
  
**BERNARD L. TINONAS**  
 BUDGET DIVISION, Chief Admin. Officer  
 July 24, 2021

Certified Correct by :  
  
**THERESA A. LEMQUE**  
 ACCOUNTING DIVISION, OIC  
 July 27, 2021

Approved by :  
  
**JOSEPH MELVIN B. BASAS**  
 FPMO, Director IV  
 July 27, 2021