

STATEMENT OF APPROPRIATIONS, ALLOTMENTS, OBLIGATIONS, DISBURSEMENTS AND BALANCES

As at the Quarter Ending September 30, 2021

Department : Other Executive Offices
 Agency/Entity : Philippine Competition Commission
 Operating Unit : < not applicable >
 Organization Code (UACS) : 26 038 0000000
 Fund Cluster : 01 Regular Agency Fund
 (e.g. UACS Fund Cluster: 01-Regular Agency Fund, 02-Foreign Assisted Projects Fund, 03-Special Account-Locally Funded/Domestic Grants Fund, and 04-Special Account-Foreign Assisted/Foreign Grants Fund)

X	Current Year Appropriations
	Supplemental Appropriations
	Continuing Appropriations

Particulars	UACS CODE	Appropriations			Allotments			Current Year Obligations					Current Year Disbursements					Balances					
		Authorized Appropriations	Adjustments(Transfer To/From,Modifications/Augmentations)	Adjusted Appropriations	Allotments Received	Adjustments(Reductions,Modifications/Augmentations)	Transfer To	Transfer From	Adjusted Total Allotments	1st Quarter Ending March 31	2nd Quarter Ending June 30	3rd Quarter Ending Sept. 30	4th Quarter Ending Dec. 31	TOTAL	1st Quarter Ending March 31	2nd Quarter Ending June 30	3rd Quarter Ending Sept. 30	4th Quarter Ending Dec. 31	TOTAL	Unreleased Appro	Unobligated Allotments	Unpaid Obligations(15-20)=(23+24)	
																						Due and Demandable	Not Yet Due and Demandable
1	2	3	4	5=(3+4)	6	7	8	9	10=[(6+(-)7)-8+9]	11	12	13	14	15=(11+12+13+14)	16	17	18	19	20=(16+17+18+19)	21	22	23	24
I. Agency Specific Budget		476,225,000.00	0.00	476,225,000.00	476,225,000.00	0.00	0.00	0.00	476,225,000.00	114,796,219.94	102,929,934.28	83,208,325.72	0.00	300,934,479.94	67,511,332.42	90,581,976.93	68,841,488.47	0.00	226,934,797.82	0.00	175,290,520.06	5,572,580.95	68,427,101.17
General Administration and Support	1000000000000000	268,727,000.00	0.00	268,727,000.00	268,727,000.00	0.00	0.00	0.00	268,727,000.00	82,648,096.62	59,011,326.92	37,779,720.17	0.00	179,439,143.71	50,320,761.74	56,725,550.52	31,893,269.99	0.00	138,939,582.25	0.00	89,287,856.29	3,724,380.34	36,775,181.12
General Management and Supervision	100000100001000	268,727,000.00	0.00	268,727,000.00	268,727,000.00	0.00	0.00	0.00	268,727,000.00	82,648,096.62	59,011,326.92	37,779,720.17	0.00	179,439,143.71	50,320,761.74	56,725,550.52	31,893,269.99	0.00	138,939,582.25	0.00	89,287,856.29	3,724,380.34	36,775,181.12
PS		115,435,000.00	0.00	115,435,000.00	115,435,000.00	0.00	0.00	0.00	115,435,000.00	23,636,018.98	29,555,975.49	24,616,766.27	0.00	77,808,760.74	23,158,705.62	29,944,544.68	20,981,130.10	0.00	74,084,380.40	0.00	37,626,239.26	3,724,380.34	0.00
MOOE		146,727,000.00	0.00	146,727,000.00	146,727,000.00	0.00	0.00	0.00	146,727,000.00	59,012,077.64	22,980,211.43	13,162,953.90	0.00	95,155,242.97	27,162,056.12	20,305,865.84	10,912,139.89	0.00	58,380,061.85	0.00	51,571,757.03	0.00	36,775,181.12
CO		6,565,000.00	0.00	6,565,000.00	6,565,000.00	0.00	0.00	0.00	6,565,000.00	0.00	6,475,140.00	0.00	0.00	6,475,140.00	0.00	6,475,140.00	0.00	0.00	6,475,140.00	0.00	89,860.00	0.00	0.00
Sub-Total, General Administration and Support		268,727,000.00	0.00	268,727,000.00	268,727,000.00	0.00	0.00	0.00	268,727,000.00	82,648,096.62	59,011,326.92	37,779,720.17	0.00	179,439,143.71	50,320,761.74	56,725,550.52	31,893,269.99	0.00	138,939,582.25	0.00	89,287,856.29	3,724,380.34	36,775,181.12
PS		115,435,000.00	0.00	115,435,000.00	115,435,000.00	0.00	0.00	0.00	115,435,000.00	23,636,018.98	29,555,975.49	24,616,766.27	0.00	77,808,760.74	23,158,705.62	29,944,544.68	20,981,130.10	0.00	74,084,380.40	0.00	37,626,239.26	3,724,380.34	0.00
MOOE		146,727,000.00	0.00	146,727,000.00	146,727,000.00	0.00	0.00	0.00	146,727,000.00	59,012,077.64	22,980,211.43	13,162,953.90	0.00	95,155,242.97	27,162,056.12	20,305,865.84	10,912,139.89	0.00	58,380,061.85	0.00	51,571,757.03	0.00	36,775,181.12
FinEx (if Applicable)		0.00	0.00	0.00	0.00	0.00	0.00	0.00	0.00	0.00	0.00	0.00	0.00	0.00	0.00	0.00	0.00	0.00	0.00	0.00	0.00	0.00	0.00
CO		6,565,000.00	0.00	6,565,000.00	6,565,000.00	0.00	0.00	0.00	6,565,000.00	0.00	6,475,140.00	0.00	0.00	6,475,140.00	0.00	6,475,140.00	0.00	0.00	6,475,140.00	0.00	89,860.00	0.00	0.00
Operations	3000000000000000	207,498,000.00	0.00	207,498,000.00	207,498,000.00	0.00	0.00	0.00	207,498,000.00	32,148,123.32	43,918,607.36	45,428,605.55	0.00	121,495,336.23	17,190,570.68	33,856,426.41	36,948,218.48	0.00	87,995,215.57	0.00	86,002,663.77	1,848,200.61	31,651,920.05
OO : Philippine Competition Act, which prohibits anti-competitive agreements, abuse of dominant position, and anti-competitive mergers and acquisitions enforced		207,498,000.00	0.00	207,498,000.00	207,498,000.00	0.00	0.00	0.00	207,498,000.00	32,148,123.32	43,918,607.36	45,428,605.55	0.00	121,495,336.23	17,190,570.68	33,856,426.41	36,948,218.48	0.00	87,995,215.57	0.00	86,002,663.77	1,848,200.61	31,651,920.05
COMPETITION POLICY ENFORCEMENT PROGRAM		207,498,000.00	0.00	207,498,000.00	207,498,000.00	0.00	0.00	0.00	207,498,000.00	32,148,123.32	43,918,607.36	45,428,605.55	0.00	121,495,336.23	17,190,570.68	33,856,426.41	36,948,218.48	0.00	87,995,215.57	0.00	86,002,663.77	1,848,200.61	31,651,920.05
Enforcement of Rules and Regulations, Review of Mergers and Acquisition, and Policy Research and Advocacy/Capacity Building Program	310100100001000	207,498,000.00	0.00	207,498,000.00	207,498,000.00	0.00	0.00	0.00	207,498,000.00	32,148,123.32	43,918,607.36	45,428,605.55	0.00	121,495,336.23	17,190,570.68	33,856,426.41	36,948,218.48	0.00	87,995,215.57	0.00	86,002,663.77	1,848,200.61	31,651,920.05
PS		106,264,000.00	0.00	106,264,000.00	106,264,000.00	0.00	0.00	0.00	106,264,000.00	18,962,237.32	24,455,248.43	19,621,704.35	0.00	63,039,190.10	15,735,554.60	24,837,715.47	20,617,719.42	0.00	61,190,989.49	0.00	43,224,809.90	1,848,200.61	0.00
MOOE		101,234,000.00	0.00	101,234,000.00	101,234,000.00	0.00	0.00	0.00	101,234,000.00	13,185,886.00	19,463,358.93	25,806,901.20	0.00	58,456,146.13	1,455,016.08	9,018,710.94	16,330,499.06	0.00	26,804,226.08	0.00	42,777,853.87	0.00	31,651,920.05
Sub-Total, Operations		207,498,000.00	0.00	207,498,000.00	207,498,000.00	0.00	0.00	0.00	207,498,000.00	32,148,123.32	43,918,607.36	45,428,605.55	0.00	121,495,336.23	17,190,570.68	33,856,426.41	36,948,218.48	0.00	87,995,215.57	0.00	86,002,663.77	1,848,200.61	31,651,920.05
PS		106,264,000.00	0.00	106,264,000.00	106,264,000.00	0.00	0.00	0.00	106,264,000.00	18,962,237.32	24,455,248.43	19,621,704.35	0.00	63,039,190.10	15,735,554.60	24,837,715.47	20,617,719.42	0.00	61,190,989.49	0.00	43,224,809.90	1,848,200.61	0.00
MOOE		101,234,000.00	0.00	101,234,000.00	101,234,000.00	0.00	0.00	0.00	101,234,000.00	13,185,886.00	19,463,358.93	25,806,901.20	0.00	58,456,146.13	1,455,016.08	9,018,710.94	16,330,499.06	0.00	26,804,226.08	0.00	42,777,853.87	0.00	31,651,920.05
FinEx (if Applicable)		0.00	0.00	0.00	0.00	0.00	0.00	0.00	0.00	0.00	0.00	0.00	0.00	0.00	0.00	0.00	0.00	0.00	0.00	0.00	0.00	0.00	0.00
CO		0.00	0.00	0.00	0.00	0.00	0.00	0.00	0.00	0.00	0.00	0.00	0.00	0.00	0.00	0.00	0.00	0.00	0.00	0.00	0.00	0.00	0.00

Department : Other Executive Offices
 Agency/Entity : Philippine Competition Commission
 Operating Unit : < not applicable >
 Organization Code (UACS) : 26 038 0000000
 Fund Cluster : 01 Regular Agency Fund

X	Current Year Appropriations
	Supplemental Appropriations
	Continuing Appropriations

(e.g. UACS Fund Cluster: 01-Regular Agency Fund, 02-Foreign Assisted Projects Fund, 03-Special Account-Locally Funded/Domestic Grants Fund, and 04-Special Account-Foreign Assisted/Foreign Grants Fund)

Particulars	UACS CODE	Appropriations			Allotments					Current Year Obligations					Current Year Disbursements					Balances			
		Authorized Appropriations	Adjustments(Transfer To/From,Modifications/Augmentations)	Adjusted Appropriations	Allotments Received	Adjustments(Reductions,Modifications/Augmentations)	Transfer To	Transfer From	Adjusted Total Allotments	1st Quarter Ending March 31	2nd Quarter Ending June 30	3rd Quarter Ending Sept. 30	4th Quarter Ending Dec. 31	TOTAL	1st Quarter Ending March 31	2nd Quarter Ending June 30	3rd Quarter Ending Sept. 30	4th Quarter Ending Dec. 31	TOTAL	Unreleased Appro	Unobligated Allotments	Unpaid Obligations(15-20)=(23+24)	
																						Due and Demandable	Not Yet Due and Demandable
1	2	3	4	5=(3+4)	6	7	8	9	10=[(6+(-)7)-8+9]	11	12	13	14	15=(11+12+13+14)	16	17	18	19	20=(16+17+18+19)	21	22	23	24
Sub-Total, I. Agency Specific Budget		476,225,000.00	0.00	476,225,000.00	476,225,000.00	0.00	0.00	0.00	476,225,000.00	114,796,219.94	102,929,934.28	83,208,325.72	0.00	300,934,479.94	67,511,332.42	90,581,976.93	68,841,488.47	0.00	226,934,797.82	0.00	175,290,520.06	5,572,580.95	68,427,101.17
PS		221,699,000.00	0.00	221,699,000.00	221,699,000.00	0.00	0.00	0.00	221,699,000.00	42,598,256.30	54,011,223.92	44,238,470.62	0.00	140,847,950.84	38,894,260.22	54,782,260.15	41,598,849.52	0.00	135,275,369.89	0.00	80,851,049.16	5,572,580.95	0.00
MOOE		247,961,000.00	0.00	247,961,000.00	247,961,000.00	0.00	0.00	0.00	247,961,000.00	72,197,963.64	42,443,570.36	38,969,855.10	0.00	153,611,389.10	28,617,072.20	29,324,576.78	27,242,638.95	0.00	85,184,287.93	0.00	94,349,610.90	0.00	68,427,101.17
FinEx (if Applicable)		0.00	0.00	0.00	0.00	0.00	0.00	0.00	0.00	0.00	0.00	0.00	0.00	0.00	0.00	0.00	0.00	0.00	0.00	0.00	0.00	0.00	0.00
CO		6,565,000.00	0.00	6,565,000.00	6,565,000.00	0.00	0.00	0.00	6,565,000.00	0.00	6,475,140.00	0.00	0.00	6,475,140.00	0.00	6,475,140.00	0.00	0.00	6,475,140.00	0.00	89,860.00	0.00	0.00
II. Automatic Appropriations		20,949,000.00	0.00	20,949,000.00	20,949,000.00	0.00	0.00	0.00	20,949,000.00	3,026,787.67	4,494,470.73	5,813,079.48	0.00	13,334,337.88	3,016,462.37	4,487,817.92	4,382,315.02	0.00	11,886,595.31	0.00	7,614,662.12	1,447,742.57	0.00
Specific Budgets of National Government Agencies		20,949,000.00	0.00	20,949,000.00	20,949,000.00	0.00	0.00	0.00	20,949,000.00	3,026,787.67	4,494,470.73	5,813,079.48	0.00	13,334,337.88	3,016,462.37	4,487,817.92	4,382,315.02	0.00	11,886,595.31	0.00	7,614,662.12	1,447,742.57	0.00
Retirement and Life Insurance Premiums		20,949,000.00	0.00	20,949,000.00	20,949,000.00	0.00	0.00	0.00	20,949,000.00	3,026,787.67	4,494,470.73	5,813,079.48	0.00	13,334,337.88	3,016,462.37	4,487,817.92	4,382,315.02	0.00	11,886,595.31	0.00	7,614,662.12	1,447,742.57	0.00
PS		20,949,000.00	0.00	20,949,000.00	20,949,000.00	0.00	0.00	0.00	20,949,000.00	3,026,787.67	4,494,470.73	5,813,079.48	0.00	13,334,337.88	3,016,462.37	4,487,817.92	4,382,315.02	0.00	11,886,595.31	0.00	7,614,662.12	1,447,742.57	0.00
Sub-total II. Automatic Appropriations		20,949,000.00	0.00	20,949,000.00	20,949,000.00	0.00	0.00	0.00	20,949,000.00	3,026,787.67	4,494,470.73	5,813,079.48	0.00	13,334,337.88	3,016,462.37	4,487,817.92	4,382,315.02	0.00	11,886,595.31	0.00	7,614,662.12	1,447,742.57	0.00
PS		20,949,000.00	0.00	20,949,000.00	20,949,000.00	0.00	0.00	0.00	20,949,000.00	3,026,787.67	4,494,470.73	5,813,079.48	0.00	13,334,337.88	3,016,462.37	4,487,817.92	4,382,315.02	0.00	11,886,595.31	0.00	7,614,662.12	1,447,742.57	0.00
MOOE		0.00	0.00	0.00	0.00	0.00	0.00	0.00	0.00	0.00	0.00	0.00	0.00	0.00	0.00	0.00	0.00	0.00	0.00	0.00	0.00	0.00	0.00
FinEx		0.00	0.00	0.00	0.00	0.00	0.00	0.00	0.00	0.00	0.00	0.00	0.00	0.00	0.00	0.00	0.00	0.00	0.00	0.00	0.00	0.00	0.00
CO		0.00	0.00	0.00	0.00	0.00	0.00	0.00	0.00	0.00	0.00	0.00	0.00	0.00	0.00	0.00	0.00	0.00	0.00	0.00	0.00	0.00	0.00
III. Special Purpose Fund		0.00	72,240,873.00	72,240,873.00	0.00	72,240,873.00	0.00	0.00	72,240,873.00	0.00	0.00	5,445,525.64	0.00	5,445,525.64	0.00	0.00	5,445,525.64	0.00	5,445,525.64	0.00	66,795,347.36	0.00	0.00
Miscellaneous Personnel Benefits Fund		0.00	6,269,339.00	6,269,339.00	0.00	6,269,339.00	0.00	0.00	6,269,339.00	0.00	0.00	5,445,525.64	0.00	5,445,525.64	0.00	0.00	5,445,525.64	0.00	5,445,525.64	0.00	823,813.36	0.00	0.00
PS		0.00	6,269,339.00	6,269,339.00	0.00	6,269,339.00	0.00	0.00	6,269,339.00	0.00	0.00	5,445,525.64	0.00	5,445,525.64	0.00	0.00	5,445,525.64	0.00	5,445,525.64	0.00	823,813.36	0.00	0.00
Support to Foreign-Assisted Projects		0.00	65,971,534.00	65,971,534.00	0.00	65,971,534.00	0.00	0.00	65,971,534.00	0.00	0.00	0.00	0.00	0.00	0.00	0.00	0.00	0.00	0.00	0.00	65,971,534.00	0.00	0.00
MOOE		0.00	65,971,534.00	65,971,534.00	0.00	65,971,534.00	0.00	0.00	65,971,534.00	0.00	0.00	0.00	0.00	0.00	0.00	0.00	0.00	0.00	0.00	0.00	65,971,534.00	0.00	0.00
Sub-Total III. Special Purpose Fund		0.00	72,240,873.00	72,240,873.00	0.00	72,240,873.00	0.00	0.00	72,240,873.00	0.00	0.00	5,445,525.64	0.00	5,445,525.64	0.00	0.00	5,445,525.64	0.00	5,445,525.64	0.00	66,795,347.36	0.00	0.00
PS		0.00	6,269,339.00	6,269,339.00	0.00	6,269,339.00	0.00	0.00	6,269,339.00	0.00	0.00	5,445,525.64	0.00	5,445,525.64	0.00	0.00	5,445,525.64	0.00	5,445,525.64	0.00	823,813.36	0.00	0.00
MOOE		0.00	65,971,534.00	65,971,534.00	0.00	65,971,534.00	0.00	0.00	65,971,534.00	0.00	0.00	0.00	0.00	0.00	0.00	0.00	0.00	0.00	0.00	0.00	65,971,534.00	0.00	0.00
FinEx		0.00	0.00	0.00	0.00	0.00	0.00	0.00	0.00	0.00	0.00	0.00	0.00	0.00	0.00	0.00	0.00	0.00	0.00	0.00	0.00	0.00	0.00
CO		0.00	0.00	0.00	0.00	0.00	0.00	0.00	0.00	0.00	0.00	0.00	0.00	0.00	0.00	0.00	0.00	0.00	0.00	0.00	0.00	0.00	0.00
IV. Reversion of the Unobligated Allotments charged against R.A. Nos. 11465 and 11494		0.00	0.00	0.00	0.00	0.00	0.00	0.00	0.00	0.00	0.00	0.00	0.00	0.00	0.00	0.00	0.00	0.00	0.00	0.00	0.00	0.00	0.00
GRAND TOTAL		497,174,000.00	72,240,873.00	569,414,873.00	497,174,000.00	72,240,873.00	0.00	0.00	569,414,873.00	117,823,007.61	107,424,405.01	94,466,930.84	0.00	319,714,343.46	70,527,794.79	95,069,794.85	78,669,329.13	0.00	244,266,918.77	0.00	249,700,529.54	7,020,323.52	68,427,101.17
PS		242,648,000.00	6,269,339.00	248,917,339.00	242,648,000.00	6,269,339.00	0.00	0.00	248,917,339.00	45,625,043.97	58,505,694.65	55,497,075.74	0.00	159,627,814.36	41,910,722.59	59,270,078.07	51,426,690.18	0.00	152,607,490.84	0.00	89,289,524.64	7,020,323.52	0.00
MOOE		247,961,000.00	65,971,534.00	313,932,534.00	247,961,000.00	65,971,534.00	0.00	0.00	313,932,534.00	72,197,963.64	42,443,570.36	38,969,855.10	0.00	153,611,389.10	28,617,072.20	29,324,576.78	27,242,638.95	0.00	85,184,287.93	0.00	160,321,144.90	0.00	68,427,101.17
CO		6,565,000.00	0.00	6,565,000.00	6,565,000.00	0.00	0.00	0.00	6,565,000.00	0.00	6,475,140.00	0.00	0.00	6,475,140.00	0.00	6,475,140.00	0.00	0.00	6,475,140.00	0.00	89,860.00	0.00	0.00

Recapitulation by OO:

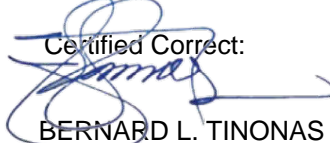
I. Agency Specific Budget		207,498,000.00	65,971,534.00	273,469,534.00	207,498,000.00	65,971,534.00	0.00	0.00	273,469,534.00	32,148,123.32	43,918,607.36	45,428,605.55	0.00	121,495,336.23	17,190,570.68	33,856,426.41	36,948,218.48	0.00	87,995,215.57	0.00	151,974,197.77	1,848,200.61	31,651,920.05
---------------------------	--	----------------	---------------	----------------	----------------	---------------	------	------	----------------	---------------	---------------	---------------	------	----------------	---------------	---------------	---------------	------	---------------	------	----------------	--------------	---------------


Department : Other Executive Offices
 Agency/Entity : Philippine Competition Commission
 Operating Unit : < not applicable >
 Organization Code (UACS) : 26 038 0000000
 Fund Cluster : 01 Regular Agency Fund

X	Current Year Appropriations
	Supplemental Appropriations
	Continuing Appropriations


(e.g. UACS Fund Cluster: 01-Regular Agency Fund, 02-Foreign Assisted Projects Fund, 03-Special Account-Locally Funded/Domestic Grants Fund, and 04-Special Account-Foreign Assisted/Foreign Grants Fund)

Particulars	UACS CODE	Appropriations			Allotments			Current Year Obligations					Current Year Disbursements					Balances					
		Authorized Appropriations	Adjustments(Transfer To/From,Modifications/Augmentations)	Adjusted Appropriations	Allotments Received	Adjustments(Reductions,Modifications/Augmentations)	Transfer To	Transfer From	Adjusted Total Allotments	1st Quarter Ending March 31	2nd Quarter Ending June 30	3rd Quarter Ending Sept. 30	4th Quarter Ending Dec. 31	TOTAL	1st Quarter Ending March 31	2nd Quarter Ending June 30	3rd Quarter Ending Sept. 30	4th Quarter Ending Dec. 31	TOTAL	Unreleased Appro	Unobligated Allotments	Unpaid Obligations(15-20)=(23+24)	
																						Due and Demandable	Not Yet Due and Demandable
1	2	3	4	5=(3+4)	6	7	8	9	10=[(6+(-)7)-8+9]	11	12	13	14	15=(11+12+13+14)	16	17	18	19	20=(16+17+18+19)	21	22	23	24
COMPETITION POLICY ENFORCEMENT PROGRAM		207,498,000.00	65,971,534.00	273,469,534.00	207,498,000.00	65,971,534.00	0.00	0.00	273,469,534.00	32,148,123.32	43,918,607.36	45,428,605.55	0.00	121,495,336.23	17,190,570.68	33,856,426.41	36,948,218.48	0.00	87,995,215.57	0.00	151,974,197.77	1,848,200.61	31,651,920.05

Certified Correct:

 BERNARD L. TINONAS
 BUDGET DIVISION, Chief Administrative Officer
 Date: 2021-10-26 22:02:44

Certified Correct:

 THERESA A. LEMQUE
 ACCOUNTING DIVISION, Officer-in-Charge
 Date: 2021-10-26 22:02:44

Recommending Approval:
 -
 -
 Date: 2021-10-26 22:03:41

Approved By:

 JOSEPH MELVIN B. BASAS
 FINANCE, PLANNING & MGT OFFICE, Director IV
 Date: 2021-10-27 13:38:20

STATEMENT OF APPROPRIATIONS, ALLOTMENTS, OBLIGATIONS, DISBURSEMENTS AND BALANCES

As at the Quarter Ending September 30, 2021

Department: Other Executive Offices
 Agency: Philippine Competition Commission
 Operating Unit: < not applicable >
 Organization Code (UACS) : 26 038 0000000
 Fund Cluster: 01 Regular Agency Fund
 (e.g. UACS Fund Cluster: 01-Regular Agency Fund, 02-Foreign Assisted Projects Fund, 03-Special Account-Locally Funded/Domestic Grants Fund, and 04-Special Account-Foreign Assisted/Foreign Grants Fund)

	Current Year Appropriations
	Supplemental Appropriations
X	Continuing Appropriations

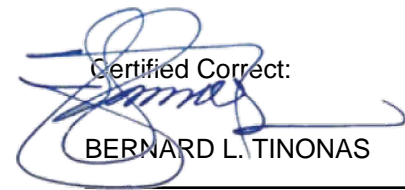
Particulars	UACS CODE	Appropriations			Allotments			Current Year Obligations					Current Year Disbursements					Balances					
		Authorized Appropriations	Adjustments (Transfer To/From, Realignment)	Adjusted Appropriations	Allotments Received	Adjustments (Withdrawal, Realignment)	Transfer To	Transfer From	Adjusted Total Allotments	1st Quarter Ending March 31	2nd Quarter Ending June 30	3rd Quarter Ending Sept. 30	4th Quarter Ending Dec. 31	TOTAL	1st Quarter Ending March 31	2nd Quarter Ending June 30	3rd Quarter Ending Sept. 30	4th Quarter Ending Dec. 31	TOTAL	Unreleased Appro	Unobligated Allotments	Unpaid Obligations	
1	2	3	4	5=(3+4)	6	7	8	9	10=[(6+(-)7)-8+9]	11	12	13	14	15=(11+12+13+14)	16	17	18	19	20=(16+17+18+19)	21=(5-10)	22=(10-15)	23	24
I. Continuing Appropriations		91,009,335.60	(36,958,721.00)	54,050,614.60	91,009,335.60	(36,958,721.00)	0.00	0.00	54,050,614.60	2,164,533.76	3,954,107.10	7,865,876.74	0.00	13,984,517.60	259,081.86	3,886,236.75	4,899,264.92	0.00	9,044,583.53	0.00	40,066,097.00	386,547.27	4,553,386.80
I. Agency Specific Budget		60,267,040.09	(36,956,974.15)	23,310,065.94	60,267,040.09	(36,956,974.15)	0.00	0.00	23,310,065.94	0.00	1,823,968.27	680,679.01	0.00	2,504,647.28	0.00	725,717.36	1,392,382.65	0.00	2,118,100.01	0.00	20,805,418.66	386,547.27	0.00
General Administration and Support	100000000000000000	29,940,952.65	(24,115,045.15)	5,825,907.50	29,940,952.65	(24,115,045.15)	0.00	0.00	5,825,907.50	0.00	1,823,968.27	661,179.01	0.00	2,485,147.28	0.00	725,717.36	1,372,882.65	0.00	2,098,600.01	0.00	3,340,760.22	386,547.27	0.00
General Management and Supervision	100000100001000	29,940,952.65	(24,115,045.15)	5,825,907.50	29,940,952.65	(24,115,045.15)	0.00	0.00	5,825,907.50	0.00	1,823,968.27	661,179.01	0.00	2,485,147.28	0.00	725,717.36	1,372,882.65	0.00	2,098,600.01	0.00	3,340,760.22	386,547.27	0.00
PS		5,993,198.64	(3,229,334.15)	2,763,864.49	5,993,198.64	(3,229,334.15)	0.00	0.00	2,763,864.49	0.00	1,823,968.27	661,179.01	0.00	2,485,147.28	0.00	725,717.36	1,372,882.65	0.00	2,098,600.01	0.00	278,717.21	386,547.27	0.00
MOOE		23,933,372.91	(20,871,330.00)	3,062,042.91	23,933,372.91	(20,871,330.00)	0.00	0.00	3,062,042.91	0.00	0.00	0.00	0.00	0.00	0.00	0.00	0.00	0.00	0.00	0.00	3,062,042.91	0.00	0.00
CO		14,381.10	(14,381.00)	0.10	14,381.10	(14,381.00)	0.00	0.00	0.10	0.00	0.00	0.00	0.00	0.00	0.00	0.00	0.00	0.00	0.00	0.00	0.10	0.00	0.00
Sub-Total, General Administration and Support		29,940,952.65	(24,115,045.15)	5,825,907.50	29,940,952.65	(24,115,045.15)	0.00	0.00	5,825,907.50	0.00	1,823,968.27	661,179.01	0.00	2,485,147.28	0.00	725,717.36	1,372,882.65	0.00	2,098,600.01	0.00	3,340,760.22	386,547.27	0.00
PS		5,993,198.64	(3,229,334.15)	2,763,864.49	5,993,198.64	(3,229,334.15)	0.00	0.00	2,763,864.49	0.00	1,823,968.27	661,179.01	0.00	2,485,147.28	0.00	725,717.36	1,372,882.65	0.00	2,098,600.01	0.00	278,717.21	386,547.27	0.00
MOOE		23,933,372.91	(20,871,330.00)	3,062,042.91	23,933,372.91	(20,871,330.00)	0.00	0.00	3,062,042.91	0.00	0.00	0.00	0.00	0.00	0.00	0.00	0.00	0.00	0.00	0.00	3,062,042.91	0.00	0.00
FinEx (if Applicable)		0.00	0.00	0.00	0.00	0.00	0.00	0.00	0.00	0.00	0.00	0.00	0.00	0.00	0.00	0.00	0.00	0.00	0.00	0.00	0.00	0.00	0.00
CO		14,381.10	(14,381.00)	0.10	14,381.10	(14,381.00)	0.00	0.00	0.10	0.00	0.00	0.00	0.00	0.00	0.00	0.00	0.00	0.00	0.00	0.00	0.10	0.00	0.00
Operations	3000000000000000	30,326,087.44	(12,841,929.00)	17,484,158.44	30,326,087.44	(12,841,929.00)	0.00	0.00	17,484,158.44	0.00	0.00	19,500.00	0.00	19,500.00	0.00	0.00	19,500.00	0.00	19,500.00	0.00	17,464,658.44	0.00	0.00
OO : Philippine Competition Act, which prohibits anti-competitive agreements, abuse of dominant position, and anti-competitive mergers and acquisitions enforced		30,326,087.44	(12,841,929.00)	17,484,158.44	30,326,087.44	(12,841,929.00)	0.00	0.00	17,484,158.44	0.00	0.00	19,500.00	0.00	19,500.00	0.00	0.00	19,500.00	0.00	19,500.00	0.00	17,464,658.44	0.00	0.00
COMPETITION POLICY ENFORCEMENT PROGRAM		30,326,087.44	(12,841,929.00)	17,484,158.44	30,326,087.44	(12,841,929.00)	0.00	0.00	17,484,158.44	0.00	0.00	19,500.00	0.00	19,500.00	0.00	0.00	19,500.00	0.00	19,500.00	0.00	17,464,658.44	0.00	0.00
Enforcement of Rules and Regulations, Review of Mergers and Acquisition, and Policy Research and Advocacy/Capacity Building Program	310100100001000	30,326,087.44	(12,841,929.00)	17,484,158.44	30,326,087.44	(12,841,929.00)	0.00	0.00	17,484,158.44	0.00	0.00	19,500.00	0.00	19,500.00	0.00	0.00	19,500.00	0.00	19,500.00	0.00	17,464,658.44	0.00	0.00
PS		612,432.20	(612,432.00)	0.20	612,432.20	(612,432.00)	0.00	0.00	0.20	0.00	0.00	0.00	0.00	0.00	0.00	0.00	0.00	0.00	0.00	0.00	0.20	0.00	0.00
MOOE		29,713,655.24	(12,229,497.00)	17,484,158.24	29,713,655.24	(12,229,497.00)	0.00	0.00	17,484,158.24	0.00	0.00	19,500.00	0.00	19,500.00	0.00	0.00	19,500.00	0.00	19,500.00	0.00	17,464,658.24	0.00	0.00
Sub-Total, Operations		30,326,087.44	(12,841,929.00)	17,484,158.44	30,326,087.44	(12,841,929.00)	0.00	0.00	17,484,158.44	0.00	0.00	19,500.00	0.00	19,500.00	0.00	0.00	19,500.00	0.00	19,500.00	0.00	17,464,658.44	0.00	0.00
PS		612,432.20	(612,432.00)	0.20	612,432.20	(612,432.00)	0.00	0.00	0.20	0.00	0.00	0.00	0.00	0.00	0.00	0.00	0.00	0.00	0.00	0.00	0.20	0.00	0.00
MOOE		29,713,655.24	(12,229,497.00)	17,484,158.24	29,713,655.24	(12,229,497.00)	0.00	0.00	17,484,158.24	0.00	0.00	19,500.00	0.00	19,500.00	0.00	0.00	19,500.00	0.00	19,500.00	0.00	17,464,658.24	0.00	0.00
FinEx (if Applicable)		0.00	0.00	0.00	0.00	0.00	0.00	0.00	0.00	0.00	0.00	0.00	0.00	0.00	0.00	0.00	0.00	0.00	0.00	0.00	0.00	0.00	0.00
CO		0.00	0.00	0.00	0.00	0.00	0.00	0.00	0.00	0.00	0.00	0.00	0.00	0.00	0.00	0.00	0.00	0.00	0.00	0.00	0.00	0.00	0.00
II. Special Purpose Fund		30,742,295.51	(1,746.85)	30,740,548.66	30,742,295.51	(1,746.85)	0.00	0.00	30,740,548.66	2,164,533.76	2,130,138.83	7,185,197.73	0.00	11,479,870.32	259,081.86	3,160,519.39	3,506,882.27	0.00	6,926,483.52	0.00	19,260,678.34	0.00	4,553,386.80
General Administration and Support	100000000000000000	1,746.85	(1,746.85)	0.00	1,746.85	(1,746.85)	0.00	0.00	0.00	0.00	0.00	0.00	0.00	0.00	0.00	0.00	0.00	0.00	0.00	0.00	0.00	0.00	0.00

Department: Other Executive Offices
 Agency: Philippine Competition Commission
 Operating Unit: < not applicable >
 Organization Code (UACS) : 26 038 0000000
 Fund Cluster: 01 Regular Agency Fund

	Current Year Appropriations
	Supplemental Appropriations
X	Continuing Appropriations


(e.g. UACS Fund Cluster: 01-Regular Agency Fund, 02-Foreign Assisted Projects Fund, 03-Special Account-Locally Funded/Domestic Grants Fund, and 04-Special Account-Foreign Assisted/Foreign Grants Fund)

Particulars	UACS CODE	Appropriations			Allotments					Current Year Obligations					Current Year Disbursements					Balances				
		Authorized Appropriations	Adjustments (Transfer To/From, Realignment)	Adjusted Appropriations	Allotments Received	Adjustments (Withdrawal, Realignment)	Transfer To	Transfer From	Adjusted Total Allotments	1st Quarter Ending March 31	2nd Quarter Ending June 30	3rd Quarter Ending Sept. 30	4th Quarter Ending Dec. 31	TOTAL	1st Quarter Ending March 31	2nd Quarter Ending June 30	3rd Quarter Ending Sept. 30	4th Quarter Ending Dec. 31	TOTAL	Unreleased Appro	Unobligated Allotments	Unpaid Obligations		
																						Due and Demandable	Not Yet Due and Demandable	
1	2	3	4	5=(3+4)	6	7	8	9	10=[(6+(-)7)-8+9]	11	12	13	14	15=(11+12+13+14)	16	17	18	19	20=(16+17+18+19)	21=(5-10)	22=(10-15)	23	24	
General Management and Supervision	100000100001000	1,746.85	(1,746.85)	0.00	1,746.85	(1,746.85)	0.00	0.00	0.00	0.00	0.00	0.00	0.00	0.00	0.00	0.00	0.00	0.00	0.00	0.00	0.00	0.00	0.00	0.00
PS		1,746.85	(1,746.85)	0.00	1,746.85	(1,746.85)	0.00	0.00	0.00	0.00	0.00	0.00	0.00	0.00	0.00	0.00	0.00	0.00	0.00	0.00	0.00	0.00	0.00	0.00
Sub-Total, General Administration and Support		1,746.85	(1,746.85)	0.00	1,746.85	(1,746.85)	0.00	0.00	0.00	0.00	0.00	0.00	0.00	0.00	0.00	0.00	0.00	0.00	0.00	0.00	0.00	0.00	0.00	0.00
PS		1,746.85	(1,746.85)	0.00	1,746.85	(1,746.85)	0.00	0.00	0.00	0.00	0.00	0.00	0.00	0.00	0.00	0.00	0.00	0.00	0.00	0.00	0.00	0.00	0.00	0.00
MOOE		0.00	0.00	0.00	0.00	0.00	0.00	0.00	0.00	0.00	0.00	0.00	0.00	0.00	0.00	0.00	0.00	0.00	0.00	0.00	0.00	0.00	0.00	0.00
FinEx (if Applicable)		0.00	0.00	0.00	0.00	0.00	0.00	0.00	0.00	0.00	0.00	0.00	0.00	0.00	0.00	0.00	0.00	0.00	0.00	0.00	0.00	0.00	0.00	0.00
CO		0.00	0.00	0.00	0.00	0.00	0.00	0.00	0.00	0.00	0.00	0.00	0.00	0.00	0.00	0.00	0.00	0.00	0.00	0.00	0.00	0.00	0.00	0.00
Operations	3000000000000000	30,740,548.66	0.00	30,740,548.66	30,740,548.66	0.00	0.00	0.00	30,740,548.66	2,164,533.76	2,130,138.83	7,185,197.73	0.00	11,479,870.32	259,081.86	3,160,519.39	3,506,882.27	0.00	6,926,483.52	0.00	19,260,678.34	0.00	4,553,386.80	
OO : Philippine Competition Act, which prohibits anti-competitive agreements, abuse of dominant position, and anti-competitive mergers and acquisitions enforced		30,740,548.66	0.00	30,740,548.66	30,740,548.66	0.00	0.00	0.00	30,740,548.66	2,164,533.76	2,130,138.83	7,185,197.73	0.00	11,479,870.32	259,081.86	3,160,519.39	3,506,882.27	0.00	6,926,483.52	0.00	19,260,678.34	0.00	4,553,386.80	
COMPETITION POLICY ENFORCEMENT PROGRAM		30,740,548.66	0.00	30,740,548.66	30,740,548.66	0.00	0.00	0.00	30,740,548.66	2,164,533.76	2,130,138.83	7,185,197.73	0.00	11,479,870.32	259,081.86	3,160,519.39	3,506,882.27	0.00	6,926,483.52	0.00	19,260,678.34	0.00	4,553,386.80	
Foreign-Assisted Project(s)		30,740,548.66	0.00	30,740,548.66	30,740,548.66	0.00	0.00	0.00	30,740,548.66	2,164,533.76	2,130,138.83	7,185,197.73	0.00	11,479,870.32	259,081.86	3,160,519.39	3,506,882.27	0.00	6,926,483.52	0.00	19,260,678.34	0.00	4,553,386.80	
Capacity Building to Foster Competition	310100300001000	30,740,548.66	0.00	30,740,548.66	30,740,548.66	0.00	0.00	0.00	30,740,548.66	2,164,533.76	2,130,138.83	7,185,197.73	0.00	11,479,870.32	259,081.86	3,160,519.39	3,506,882.27	0.00	6,926,483.52	0.00	19,260,678.34	0.00	4,553,386.80	
MOOE		20,613,652.66	0.00	20,613,652.66	20,613,652.66	0.00	0.00	0.00	20,613,652.66	2,164,533.76	2,130,138.83	7,185,197.73	0.00	11,479,870.32	259,081.86	3,160,519.39	3,506,882.27	0.00	6,926,483.52	0.00	9,133,782.34	0.00	4,553,386.80	
CO		10,126,896.00	0.00	10,126,896.00	10,126,896.00	0.00	0.00	0.00	10,126,896.00	0.00	0.00	0.00	0.00	0.00	0.00	0.00	0.00	0.00	0.00	0.00	10,126,896.00	0.00	0.00	
Sub-Total, Operations		30,740,548.66	0.00	30,740,548.66	30,740,548.66	0.00	0.00	0.00	30,740,548.66	2,164,533.76	2,130,138.83	7,185,197.73	0.00	11,479,870.32	259,081.86	3,160,519.39	3,506,882.27	0.00	6,926,483.52	0.00	19,260,678.34	0.00	4,553,386.80	
PS		0.00	0.00	0.00	0.00	0.00	0.00	0.00	0.00	0.00	0.00	0.00	0.00	0.00	0.00	0.00	0.00	0.00	0.00	0.00	0.00	0.00	0.00	0.00
MOOE		20,613,652.66	0.00	20,613,652.66	20,613,652.66	0.00	0.00	0.00	20,613,652.66	2,164,533.76	2,130,138.83	7,185,197.73	0.00	11,479,870.32	259,081.86	3,160,519.39	3,506,882.27	0.00	6,926,483.52	0.00	9,133,782.34	0.00	4,553,386.80	
FinEx (if Applicable)		0.00	0.00	0.00	0.00	0.00	0.00	0.00	0.00	0.00	0.00	0.00	0.00	0.00	0.00	0.00	0.00	0.00	0.00	0.00	0.00	0.00	0.00	0.00
CO		10,126,896.00	0.00	10,126,896.00	10,126,896.00	0.00	0.00	0.00	10,126,896.00	0.00	0.00	0.00	0.00	0.00	0.00	0.00	0.00	0.00	0.00	0.00	10,126,896.00	0.00	0.00	
III. Unobligated Allotment Balances pursuant to RA Nos. 11519 and 11520		0.00	0.00	0.00	0.00	0.00	0.00	0.00	0.00	0.00	0.00	0.00	0.00	0.00	0.00	0.00	0.00	0.00	0.00	0.00	0.00	0.00	0.00	0.00
CO		0.00	0.00	0.00	0.00	0.00	0.00	0.00	0.00	0.00	0.00	0.00	0.00	0.00	0.00	0.00	0.00	0.00	0.00	0.00	0.00	0.00	0.00	0.00
GRAND TOTAL		91,009,335.60	(36,958,721.00)	54,050,614.60	91,009,335.60	(36,958,721.00)	0.00	0.00	54,050,614.60	2,164,533.76	3,954,107.10	7,865,876.74	0.00	13,984,517.60	259,081.86	3,886,236.75	4,899,264.92	0.00	9,044,583.53	0.00	40,066,097.00	386,547.27	4,553,386.80	
PS		6,607,377.69	(3,843,513.00)	2,763,864.69	6,607,377.69	(3,843,513.00)	0.00	0.00	2,763,864.69	0.00	1,823,968.27	661,179.01	0.00	2,485,147.28	0.00	725,717.36	1,372,882.65	0.00	2,098,600.01	0.00	278,717.41	386,547.27	0.00	
MOOE		74,260,680.81	(33,100,827.00)	41,159,853.81	74,260,680.81	(33,100,827.00)	0.00	0.00	41,159,853.81	2,164,533.76	2,130,138.83	7,204,697.73	0.00	11,499,370.32	259,081.86	3,160,519.39	3,526,382.27	0.00	6,945,983.52	0.00	29,660,483.49	0.00	4,553,386.80	
FinEx (if Applicable)		0.00	0.00	0.00	0.00	0.00	0.00	0.00	0.00	0.00	0.00	0.00	0.00	0.00	0.00	0.00	0.00	0.00	0.00	0.00	0.00	0.00	0.00	0.00
CO		10,141,277.10	(14,381.00)	10,126,896.10	10,141,277.10	(14,381.00)	0.00	0.00	10,126,896.10	0.00	0.00	0.00	0.00	0.00	0.00	0.00	0.00	0.00	0.00	0.00	10,126,896.10	0.00	0.00	


Certified Correct:
BERNARD L. TINONAS

BUDGET DIVISION, Chief Administrative Officer

Date: 2021-10-26 22:02:44



Certified Correct:
THERESA A. LEMQUE

ACCOUNTING DIVISION, Officer-in-Charge

Date: 2021-10-26 22:02:44

Recommending Approval:
-
-

Date: 2021-10-26 22:03:41


Approved By:
JOSEPH MELVIN B. BASAS

FINANCE, PLANNING & MGT OFFICE, Director IV

Date: 2021-10-27 13:38:20