

STATEMENT OF APPROPRIATIONS, ALLOTMENTS, OBLIGATIONS, DISBURSEMENTS AND BALANCES

As at the Quarter Ending December 31, 2021

Department : Other Executive Offices
 Agency/Entity : Philippine Competition Commission
 Operating Unit : < not applicable >
 Organization Code (UACS) : 26 038 0000000
 Fund Cluster : 02 Foreign Assisted Projects Fund
 (e.g. UACS Fund Cluster: 01-Regular Agency Fund, 02-Foreign Assisted Projects Fund, 03-Special Account-Locally Funded/Domestic Grants Fund, and 04-Special Account-Foreign Assisted/Foreign Grants Fund)

X	Current Year Appropriations
	Supplemental Appropriations
	Continuing Appropriations

Particulars	UACS CODE	Appropriations			Allotments			Current Year Obligations					Current Year Disbursements					Balances					
		Authorized Appropriations	Adjustments(Transfer To/From,Modifications/Augmentations)	Adjusted Appropriations	Allotments Received	Adjustments(Reductions,Modifications/Augmentations)	Transfer To	Transfer From	Adjusted Total Allotments	1st Quarter Ending March 31	2nd Quarter Ending June 30	3rd Quarter Ending Sept. 30	4th Quarter Ending Dec. 31	TOTAL	1st Quarter Ending March 31	2nd Quarter Ending June 30	3rd Quarter Ending Sept. 30	4th Quarter Ending Dec. 31	TOTAL	Unreleased Appro	Unobligated Allotments	Unpaid Obligations(15-20)=(23+24)	
																						Due and Demandable	Not Yet Due and Demandable
1	2	3	4	5=(3+4)	6	7	8	9	10=[(6+(-)7)-8+9]	11	12	13	14	15=(11+12+13+14)	16	17	18	19	20=(16+17+18+19)	21	22	23	24
I. Agency Specific Budget		37,677,000.00	0.00	37,677,000.00	37,677,000.00	0.00	0.00	0.00	37,677,000.00	0.00	0.00	0.00	8,657,591.74	8,657,591.74	0.00	0.00	2,737,219.31	0.00	2,737,219.31	0.00	29,019,408.26	0.00	5,920,372.43
Operations	3000000000000000	37,677,000.00	0.00	37,677,000.00	37,677,000.00	0.00	0.00	0.00	37,677,000.00	0.00	0.00	0.00	8,657,591.74	8,657,591.74	0.00	0.00	2,737,219.31	0.00	2,737,219.31	0.00	29,019,408.26	0.00	5,920,372.43
OO : Philippine Competition Act, which prohibits anti-competitive agreements, abuse of dominant position, and anti-competitive mergers and acquisitions enforced		37,677,000.00	0.00	37,677,000.00	37,677,000.00	0.00	0.00	0.00	37,677,000.00	0.00	0.00	0.00	8,657,591.74	8,657,591.74	0.00	0.00	2,737,219.31	0.00	2,737,219.31	0.00	29,019,408.26	0.00	5,920,372.43
COMPETITION POLICY ENFORCEMENT PROGRAM		37,677,000.00	0.00	37,677,000.00	37,677,000.00	0.00	0.00	0.00	37,677,000.00	0.00	0.00	0.00	8,657,591.74	8,657,591.74	0.00	0.00	2,737,219.31	0.00	2,737,219.31	0.00	29,019,408.26	0.00	5,920,372.43
Projects		37,677,000.00	0.00	37,677,000.00	37,677,000.00	0.00	0.00	0.00	37,677,000.00	0.00	0.00	0.00	8,657,591.74	8,657,591.74	0.00	0.00	2,737,219.31	0.00	2,737,219.31	0.00	29,019,408.26	0.00	5,920,372.43
Foreign-Assisted Projects		37,677,000.00	0.00	37,677,000.00	37,677,000.00	0.00	0.00	0.00	37,677,000.00	0.00	0.00	0.00	8,657,591.74	8,657,591.74	0.00	0.00	2,737,219.31	0.00	2,737,219.31	0.00	29,019,408.26	0.00	5,920,372.43
Capacity Building to Foster Competition	310100300001000	37,677,000.00	0.00	37,677,000.00	37,677,000.00	0.00	0.00	0.00	37,677,000.00	0.00	0.00	0.00	8,657,591.74	8,657,591.74	0.00	0.00	2,737,219.31	0.00	2,737,219.31	0.00	29,019,408.26	0.00	5,920,372.43
PS		10,000,000.00	0.00	10,000,000.00	10,000,000.00	0.00	0.00	0.00	10,000,000.00	0.00	0.00	0.00	8,319,386.94	8,319,386.94	0.00	0.00	2,690,637.78	0.00	2,690,637.78	0.00	1,680,613.06	0.00	5,628,749.16
MOOE		27,677,000.00	0.00	27,677,000.00	27,677,000.00	0.00	0.00	0.00	27,677,000.00	0.00	0.00	0.00	338,204.80	338,204.80	0.00	0.00	46,581.53	0.00	46,581.53	0.00	27,338,795.20	0.00	291,623.27
Sub-Total, Operations		37,677,000.00	0.00	37,677,000.00	37,677,000.00	0.00	0.00	0.00	37,677,000.00	0.00	0.00	0.00	8,657,591.74	8,657,591.74	0.00	0.00	2,737,219.31	0.00	2,737,219.31	0.00	29,019,408.26	0.00	5,920,372.43
PS		10,000,000.00	0.00	10,000,000.00	10,000,000.00	0.00	0.00	0.00	10,000,000.00	0.00	0.00	0.00	8,319,386.94	8,319,386.94	0.00	0.00	2,690,637.78	0.00	2,690,637.78	0.00	1,680,613.06	0.00	5,628,749.16
MOOE		27,677,000.00	0.00	27,677,000.00	27,677,000.00	0.00	0.00	0.00	27,677,000.00	0.00	0.00	0.00	338,204.80	338,204.80	0.00	0.00	46,581.53	0.00	46,581.53	0.00	27,338,795.20	0.00	291,623.27
FinEx (if Applicable)		0.00	0.00	0.00	0.00	0.00	0.00	0.00	0.00	0.00	0.00	0.00	0.00	0.00	0.00	0.00	0.00	0.00	0.00	0.00	0.00	0.00	0.00
CO		0.00	0.00	0.00	0.00	0.00	0.00	0.00	0.00	0.00	0.00	0.00	0.00	0.00	0.00	0.00	0.00	0.00	0.00	0.00	0.00	0.00	0.00
Sub-Total, I. Agency Specific Budget		37,677,000.00	0.00	37,677,000.00	37,677,000.00	0.00	0.00	0.00	37,677,000.00	0.00	0.00	0.00	8,657,591.74	8,657,591.74	0.00	0.00	2,737,219.31	0.00	2,737,219.31	0.00	29,019,408.26	0.00	5,920,372.43
PS		10,000,000.00	0.00	10,000,000.00	10,000,000.00	0.00	0.00	0.00	10,000,000.00	0.00	0.00	0.00	8,319,386.94	8,319,386.94	0.00	0.00	2,690,637.78	0.00	2,690,637.78	0.00	1,680,613.06	0.00	5,628,749.16
MOOE		27,677,000.00	0.00	27,677,000.00	27,677,000.00	0.00	0.00	0.00	27,677,000.00	0.00	0.00	0.00	338,204.80	338,204.80	0.00	0.00	46,581.53	0.00	46,581.53	0.00	27,338,795.20	0.00	291,623.27
FinEx (if Applicable)		0.00	0.00	0.00	0.00	0.00	0.00	0.00	0.00	0.00	0.00	0.00	0.00	0.00	0.00	0.00	0.00	0.00	0.00	0.00	0.00	0.00	0.00
CO		0.00	0.00	0.00	0.00	0.00	0.00	0.00	0.00	0.00	0.00	0.00	0.00	0.00	0.00	0.00	0.00	0.00	0.00	0.00	0.00	0.00	0.00
IV. Reversion of the Unobligated Allotments charged against R.A. Nos. 11465 and 11494		0.00	0.00	0.00	0.00	0.00	0.00	0.00	0.00	0.00	0.00	0.00	0.00	0.00	0.00	0.00	0.00	0.00	0.00	0.00	0.00	0.00	0.00
GRAND TOTAL		37,677,000.00	0.00	37,677,000.00	37,677,000.00	0.00	0.00	0.00	37,677,000.00	0.00	0.00	0.00	8,657,591.74	8,657,591.74	0.00	0.00	2,737,219.31	0.00	2,737,219.31	0.00	29,019,408.26	0.00	5,920,372.43
PS		10,000,000.00	0.00	10,000,000.00	10,000,000.00	0.00	0.00	0.00	10,000,000.00	0.00	0.00	0.00	8,319,386.94	8,319,386.94	0.00	0.00	2,690,637.78	0.00	2,690,637.78	0.00	1,680,613.06	0.00	5,628,749.16
MOOE		27,677,000.00	0.00	27,677,000.00	27,677,000.00	0.00	0.00	0.00	27,677,000.00	0.00	0.00	0.00	338,204.80	338,204.80	0.00	0.00	46,581.53	0.00	46,581.53	0.00	27,338,795.20	0.00	291,623.27
Recapitulation by OO:																							
I. Agency Specific Budget		37,677,000.00	0.00	37,677,000.00	37,677,000.00	0.00	0.00	0.00	37,677,000.00	0.00	0.00	0.00	8,657,591.74	8,657,591.74	0.00	0.00	2,737,219.31	0.00	2,737,219.31	0.00	29,019,408.26	0.00	5,920,372.43
COMPETITION POLICY ENFORCEMENT PROGRAM		37,677,000.00	0.00	37,677,000.00	37,677,000.00	0.00	0.00	0.00	37,677,000.00	0.00	0.00	0.00	8,657,591.74	8,657,591.74	0.00	0.00	2,737,219.31	0.00	2,737,219.31	0.00	29,019,408.26	0.00	5,920,372.43


Certified Correct:


BERNARD L. TINONAS

Budget Division, Chief

Date: 2022-01-29 10:49:28

Certified Correct:


REUBEN JONATHAN P. MONTENEGRO

Accounting Division, Chief

Date: 2022-01-29 10:49:28

Recommending Approval:

-

Date: 2022-01-29 11:27:04

Approved By:


JOSEPH MELVIN B. BASAS

FPMO, Director IV

Date: 2022-01-30 21:47:49

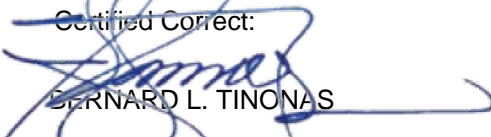
STATEMENT OF APPROPRIATIONS, ALLOTMENTS, OBLIGATIONS, DISBURSEMENTS AND BALANCES


As at the Quarter Ending December 31, 2021

Department: Other Executive Offices
 Agency: Philippine Competition Commission
 Operating Unit: < not applicable >
 Organization Code (UACS) : 26 038 0000000
 Fund Cluster: 02 Foreign Assisted Projects Fund
 (e.g. UACS Fund Cluster: 01-Regular Agency Fund, 02-Foreign Assisted Projects Fund, 03-Special Account-Locally Funded/Domestic Grants Fund, and 04-Special Account-Foreign Assisted/Foreign Grants Fund)

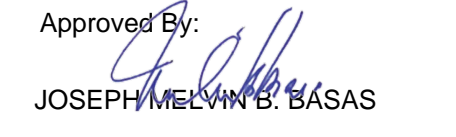
	Current Year Appropriations
	Supplemental Appropriations
X	Continuing Appropriations

Particulars	UACS CODE	Appropriations			Allotments			Current Year Obligations					Current Year Disbursements					Balances					
		Authorized Appropriations	Adjustments (Transfer To/From, Realignment)	Adjusted Appropriations	Allotments Received	Adjustments (Withdrawal, Realignment)	Transfer To	Transfer From	Adjusted Total Allotments	1st Quarter Ending March 31	2nd Quarter Ending June 30	3rd Quarter Ending Sept. 30	4th Quarter Ending Dec. 31	TOTAL	1st Quarter Ending March 31	2nd Quarter Ending June 30	3rd Quarter Ending Sept. 30	4th Quarter Ending Dec. 31	TOTAL	Unreleased Appro	Unobligated Allotments	Unpaid Obligations	
																						Due and Demandable	Not Yet Due and Demandable
1	2	3	4	5=(3+4)	6	7	8	9	10=[(6+(-)7)-8+9]	11	12	13	14	15=(11+12+13+14)	16	17	18	19	20=(16+17+18+19)	21=(5-10)	22=(10-15)	23	24
I. Continuing Appropriations		23,680,392.71	(19,754,474.34)	3,925,918.37	23,680,392.71	(19,754,474.34)	0.00	0.00	3,925,918.37	6,724.20	37,445.72	822,085.95	1,523,767.41	2,390,023.28	0.00	20,151.00	24,839.33	906,952.35	951,942.68	0.00	1,535,895.09	0.00	1,438,080.60
I. Agency Specific Budget		23,680,392.71	(19,754,474.34)	3,925,918.37	23,680,392.71	(19,754,474.34)	0.00	0.00	3,925,918.37	6,724.20	37,445.72	822,085.95	1,523,767.41	2,390,023.28	0.00	20,151.00	24,839.33	906,952.35	951,942.68	0.00	1,535,895.09	0.00	1,438,080.60
Operations	3000000000000000	23,680,392.71	(19,754,474.34)	3,925,918.37	23,680,392.71	(19,754,474.34)	0.00	0.00	3,925,918.37	6,724.20	37,445.72	822,085.95	1,523,767.41	2,390,023.28	0.00	20,151.00	24,839.33	906,952.35	951,942.68	0.00	1,535,895.09	0.00	1,438,080.60
OO : Philippine Competition Act, which prohibits anti-competitive agreements, abuse of dominant position, and anti-competitive mergers and acquisitions enforced		23,680,392.71	(19,754,474.34)	3,925,918.37	23,680,392.71	(19,754,474.34)	0.00	0.00	3,925,918.37	6,724.20	37,445.72	822,085.95	1,523,767.41	2,390,023.28	0.00	20,151.00	24,839.33	906,952.35	951,942.68	0.00	1,535,895.09	0.00	1,438,080.60
COMPETITION POLICY ENFORCEMENT PROGRAM		23,680,392.71	(19,754,474.34)	3,925,918.37	23,680,392.71	(19,754,474.34)	0.00	0.00	3,925,918.37	6,724.20	37,445.72	822,085.95	1,523,767.41	2,390,023.28	0.00	20,151.00	24,839.33	906,952.35	951,942.68	0.00	1,535,895.09	0.00	1,438,080.60
Foreign-Assisted Project(s)		23,680,392.71	(19,754,474.34)	3,925,918.37	23,680,392.71	(19,754,474.34)	0.00	0.00	3,925,918.37	6,724.20	37,445.72	822,085.95	1,523,767.41	2,390,023.28	0.00	20,151.00	24,839.33	906,952.35	951,942.68	0.00	1,535,895.09	0.00	1,438,080.60
Capacity Building to Foster Competition	310100300001000	23,680,392.71	(19,754,474.34)	3,925,918.37	23,680,392.71	(19,754,474.34)	0.00	0.00	3,925,918.37	6,724.20	37,445.72	822,085.95	1,523,767.41	2,390,023.28	0.00	20,151.00	24,839.33	906,952.35	951,942.68	0.00	1,535,895.09	0.00	1,438,080.60
PS		7,789,540.34	(7,789,540.34)	0.00	7,789,540.34	(7,789,540.34)	0.00	0.00	0.00	0.00	0.00	0.00	0.00	0.00	0.00	0.00	0.00	0.00	0.00	0.00	0.00	0.00	0.00
MOOE		15,890,852.37	(11,964,934.00)	3,925,918.37	15,890,852.37	(11,964,934.00)	0.00	0.00	3,925,918.37	6,724.20	37,445.72	822,085.95	1,523,767.41	2,390,023.28	0.00	20,151.00	24,839.33	906,952.35	951,942.68	0.00	1,535,895.09	0.00	1,438,080.60
Sub-Total, Operations		23,680,392.71	(19,754,474.34)	3,925,918.37	23,680,392.71	(19,754,474.34)	0.00	0.00	3,925,918.37	6,724.20	37,445.72	822,085.95	1,523,767.41	2,390,023.28	0.00	20,151.00	24,839.33	906,952.35	951,942.68	0.00	1,535,895.09	0.00	1,438,080.60
PS		7,789,540.34	(7,789,540.34)	0.00	7,789,540.34	(7,789,540.34)	0.00	0.00	0.00	0.00	0.00	0.00	0.00	0.00	0.00	0.00	0.00	0.00	0.00	0.00	0.00	0.00	0.00
MOOE		15,890,852.37	(11,964,934.00)	3,925,918.37	15,890,852.37	(11,964,934.00)	0.00	0.00	3,925,918.37	6,724.20	37,445.72	822,085.95	1,523,767.41	2,390,023.28	0.00	20,151.00	24,839.33	906,952.35	951,942.68	0.00	1,535,895.09	0.00	1,438,080.60
FinEx (if Applicable)		0.00	0.00	0.00	0.00	0.00	0.00	0.00	0.00	0.00	0.00	0.00	0.00	0.00	0.00	0.00	0.00	0.00	0.00	0.00	0.00	0.00	0.00
CO		0.00	0.00	0.00	0.00	0.00	0.00	0.00	0.00	0.00	0.00	0.00	0.00	0.00	0.00	0.00	0.00	0.00	0.00	0.00	0.00	0.00	0.00
GRAND TOTAL		23,680,392.71	(19,754,474.34)	3,925,918.37	23,680,392.71	(19,754,474.34)	0.00	0.00	3,925,918.37	6,724.20	37,445.72	822,085.95	1,523,767.41	2,390,023.28	0.00	20,151.00	24,839.33	906,952.35	951,942.68	0.00	1,535,895.09	0.00	1,438,080.60
PS		7,789,540.34	(7,789,540.34)	0.00	7,789,540.34	(7,789,540.34)	0.00	0.00	0.00	0.00	0.00	0.00	0.00	0.00	0.00	0.00	0.00	0.00	0.00	0.00	0.00	0.00	0.00
MOOE		15,890,852.37	(11,964,934.00)	3,925,918.37	15,890,852.37	(11,964,934.00)	0.00	0.00	3,925,918.37	6,724.20	37,445.72	822,085.95	1,523,767.41	2,390,023.28	0.00	20,151.00	24,839.33	906,952.35	951,942.68	0.00	1,535,895.09	0.00	1,438,080.60
FinEx (if Applicable)		0.00	0.00	0.00	0.00	0.00	0.00	0.00	0.00	0.00	0.00	0.00	0.00	0.00	0.00	0.00	0.00	0.00	0.00	0.00	0.00	0.00	0.00
CO		0.00	0.00	0.00	0.00	0.00	0.00	0.00	0.00	0.00	0.00	0.00	0.00	0.00	0.00	0.00	0.00	0.00	0.00	0.00	0.00	0.00	0.00

Certified Correct:

 BERNARD L. TINONAS
 Budget Division, Chief
 Date: 2022-01-29 10:49:28

Certified Correct:

 REUBEN JONATHAN P. MONTENEGRO
 Accounting Division, Chief
 Date: 2022-01-29 10:49:28

Recommending Approval:
 -
 -
 Date: 2022-01-29 11:27:04

Approved By:

 JOSEPH MELVIN B. BASAS
 FPMO, Director IV
 Date: 2022-01-30 21:47:49