

**STATEMENT OF APPROPRIATIONS, ALLOTMENTS, OBLIGATIONS, DISBURSEMENTS AND BALANCES**

**As at the Quarter Ending December 31, 2022**

Department : Other Executive Offices  
 Agency/Entity : Philippine Competition Commission  
 Operating Unit : < not applicable >  
 Organization Code (UACS) : 26 038 0000000  
 Fund Cluster : 01 Regular Agency Fund  
 (e.g. UACS Fund Cluster: 01-Regular Agency Fund, 02-Foreign Assisted Projects Fund, 03-Special Account-Locally Funded/Domestic Grants Fund, and 04-Special Account-Foreign Assisted/Foreign Grants Fund)


|   |                             |
|---|-----------------------------|
| X | Current Year Appropriations |
|   | Supplemental Appropriations |
|   | Continuing Appropriations   |


| Particulars  | UACS CODE        | Appropriations            |   |                         | Allotments          |   |             | Current Year Obligations |                           |                             |                            |                                 | Current Year Disbursements     |                  |                             |                            |                                 | Balances                       |                  |                           |                        |                                   |                            |      |
|--|------------------|---------------------------|---|-------------------------|---------------------|---|-------------|--------------------------|---------------------------|-----------------------------|----------------------------|---------------------------------|--------------------------------|------------------|-----------------------------|----------------------------|---------------------------------|--------------------------------|------------------|---------------------------|------------------------|-----------------------------------|----------------------------|------|
|  |                  | Authorized Appropriations | Adjustments (Transfer To/From, Modifications/Augmentations) | Adjusted Appropriations | Allotments Received | Adjustments (Reductions, Modifications/Augmentations) | Transfer To | Transfer From            | Adjusted Total Allotments | 1st Quarter Ending March 31 | 2nd Quarter Ending June 30 | 3rd Quarter Ending September 30 | 4th Quarter Ending December 31 | TOTAL            | 1st Quarter Ending March 31 | 2nd Quarter Ending June 30 | 3rd Quarter Ending September 30 | 4th Quarter Ending December 31 | TOTAL            | Unreleased Appropriations | Unobligated Allotments | Unpaid Obligations(15-20)=(23+24) |                            |      |
|  |                  |                           |   |                         |                     |   |             |                          |                           |                             |                            |                                 |                                |                  |                             |                            |                                 |                                |                  |                           |                        | Due and Demandable                | Not Yet Due and Demandable |      |
| 1  | 2                | 3                         | 4   | 5=(3+4)                 | 6                   | 7   | 8           | 9                        | 10=[(6+(-)7)-8+9]         | 11                          | 12                         | 13                              | 14                             | 15=(11+12+13+14) | 16                          | 17                         | 18                              | 19                             | 20=(16+17+18+19) | 21                        | 22                     | 23                                | 24                         |      |
| I. Agency Specific Budget  |                  | 548,202,000.00            | 0.00  | 548,202,000.00          | 548,202,000.00      | 0.00  | 0.00        | 0.00                     | 548,202,000.00            | 145,673,696.38              | 81,671,407.26              | 86,925,141.93                   | 132,450,858.53                 | 446,721,104.10   | 80,696,483.44               | 92,586,760.43              | 89,674,052.46                   | 117,802,477.01                 | 380,759,773.34   | 0.00                      | 101,480,895.90         | 21,465,079.37                     | 44,496,251.39              |      |
| General Administration and Support   | 1000000000000000 | 279,341,000.00            | 3,912,000.00  | 283,253,000.00          | 279,341,000.00      | 3,912,000.00  | 0.00        | 0.00                     | 283,253,000.00            | 105,338,717.79              | 47,749,939.41              | 36,680,660.17                   | 59,585,334.74                  | 249,354,652.11   | 55,029,769.82               | 54,120,669.68              | 52,298,817.45                   | 56,130,827.70                  | 217,580,084.65   | 0.00                      | 33,898,347.89          | 11,861,219.51                     | 19,913,347.95              |      |
| General Management and Supervision   | 100000100001000  | 279,341,000.00            | 3,912,000.00  | 283,253,000.00          | 279,341,000.00      | 3,912,000.00  | 0.00        | 0.00                     | 283,253,000.00            | 105,338,717.79              | 47,749,939.41              | 36,680,660.17                   | 59,585,334.74                  | 249,354,652.11   | 55,029,769.82               | 54,120,669.68              | 52,298,817.45                   | 56,130,827.70                  | 217,580,084.65   | 0.00                      | 33,898,347.89          | 11,861,219.51                     | 19,913,347.95              |      |
| PS   |                  | 115,795,000.00            | 6,499,500.00  | 122,294,500.00          | 115,795,000.00      | 6,499,500.00  | 0.00        | 0.00                     | 122,294,500.00            | 19,460,336.22               | 29,186,788.39              | 21,939,969.15                   | 38,280,163.14                  | 108,867,256.90   | 18,542,574.02               | 29,632,421.57              | 20,945,030.63                   | 37,263,062.73                  | 106,383,088.95   | 0.00                      | 13,427,243.10          | 1,771,318.45                      | 712,849.50                 |      |
| MOOE   |                  | 141,446,000.00            | (2,587,500.00)  | 138,858,500.00          | 141,446,000.00      | (2,587,500.00)  | 0.00        | 0.00                     | 138,858,500.00            | 85,878,381.57               | 9,664,651.02               | 8,867,143.02                    | 14,392,011.60                  | 118,802,187.21   | 36,487,195.80               | 24,488,248.11              | 22,455,286.82                   | 16,297,749.97                  | 99,728,480.70    | 0.00                      | 20,056,312.79          | 10,089,901.06                     | 8,983,805.45               |      |
| CO   |                  | 22,100,000.00             | 0.00  | 22,100,000.00           | 22,100,000.00       | 0.00  | 0.00        | 0.00                     | 22,100,000.00             | 0.00                        | 8,898,500.00               | 5,873,548.00                    | 6,913,160.00                   | 21,685,208.00    | 0.00                        | 0.00                       | 8,898,500.00                    | 2,570,015.00                   | 11,468,515.00    | 0.00                      | 414,792.00             | 0.00                              | 10,216,693.00              |      |
| Sub-Total, General Administration and Support  |                  | 279,341,000.00            | 3,912,000.00  | 283,253,000.00          | 279,341,000.00      | 3,912,000.00  | 0.00        | 0.00                     | 283,253,000.00            | 105,338,717.79              | 47,749,939.41              | 36,680,660.17                   | 59,585,334.74                  | 249,354,652.11   | 55,029,769.82               | 54,120,669.68              | 52,298,817.45                   | 56,130,827.70                  | 217,580,084.65   | 0.00                      | 33,898,347.89          | 11,861,219.51                     | 19,913,347.95              |      |
| PS   |                  | 115,795,000.00            | 6,499,500.00  | 122,294,500.00          | 115,795,000.00      | 6,499,500.00  | 0.00        | 0.00                     | 122,294,500.00            | 19,460,336.22               | 29,186,788.39              | 21,939,969.15                   | 38,280,163.14                  | 108,867,256.90   | 18,542,574.02               | 29,632,421.57              | 20,945,030.63                   | 37,263,062.73                  | 106,383,088.95   | 0.00                      | 13,427,243.10          | 1,771,318.45                      | 712,849.50                 |      |
| MOOE   |                  | 141,446,000.00            | (2,587,500.00)  | 138,858,500.00          | 141,446,000.00      | (2,587,500.00)  | 0.00        | 0.00                     | 138,858,500.00            | 85,878,381.57               | 9,664,651.02               | 8,867,143.02                    | 14,392,011.60                  | 118,802,187.21   | 36,487,195.80               | 24,488,248.11              | 22,455,286.82                   | 16,297,749.97                  | 99,728,480.70    | 0.00                      | 20,056,312.79          | 10,089,901.06                     | 8,983,805.45               |      |
| FinEx (if Applicable)  |                  | 0.00                      | 0.00  | 0.00                    | 0.00                | 0.00  | 0.00        | 0.00                     | 0.00                      | 0.00                        | 0.00                       | 0.00                            | 0.00                           | 0.00             | 0.00                        | 0.00                       | 0.00                            | 0.00                           | 0.00             | 0.00                      | 0.00                   | 0.00                              | 0.00                       | 0.00 |
| CO   |                  | 22,100,000.00             | 0.00  | 22,100,000.00           | 22,100,000.00       | 0.00  | 0.00        | 0.00                     | 22,100,000.00             | 0.00                        | 8,898,500.00               | 5,873,548.00                    | 6,913,160.00                   | 21,685,208.00    | 0.00                        | 0.00                       | 8,898,500.00                    | 2,570,015.00                   | 11,468,515.00    | 0.00                      | 414,792.00             | 0.00                              | 10,216,693.00              |      |
| Operations   | 3000000000000000 | 268,861,000.00            | (3,912,000.00)  | 264,949,000.00          | 268,861,000.00      | (3,912,000.00)  | 0.00        | 0.00                     | 264,949,000.00            | 40,334,978.59               | 33,921,467.85              | 50,244,481.76                   | 72,865,523.79                  | 197,366,451.99   | 25,666,713.62               | 38,466,090.75              | 37,375,235.01                   | 61,671,649.31                  | 163,179,688.69   | 0.00                      | 67,582,548.01          | 9,603,859.86                      | 24,582,903.44              |      |
| OO : Philippine Competition Act, which prohibits anti-competitive agreements, abuse of dominant position, and anti-competitive mergers and acquisitions enforced |                  | 268,861,000.00            | (3,912,000.00)  | 264,949,000.00          | 268,861,000.00      | (3,912,000.00)  | 0.00        | 0.00                     | 264,949,000.00            | 40,334,978.59               | 33,921,467.85              | 50,244,481.76                   | 72,865,523.79                  | 197,366,451.99   | 25,666,713.62               | 38,466,090.75              | 37,375,235.01                   | 61,671,649.31                  | 163,179,688.69   | 0.00                      | 67,582,548.01          | 9,603,859.86                      | 24,582,903.44              |      |
| COMPETITION POLICY ENFORCEMENT PROGRAM   |                  | 268,861,000.00            | (3,912,000.00)  | 264,949,000.00          | 268,861,000.00      | (3,912,000.00)  | 0.00        | 0.00                     | 264,949,000.00            | 40,334,978.59               | 33,921,467.85              | 50,244,481.76                   | 72,865,523.79                  | 197,366,451.99   | 25,666,713.62               | 38,466,090.75              | 37,375,235.01                   | 61,671,649.31                  | 163,179,688.69   | 0.00                      | 67,582,548.01          | 9,603,859.86                      | 24,582,903.44              |      |
| Enforcement of Rules and Regulations, Review of Mergers and Acquisition, and Policy Research and Advocacy/Capacity Building Program                              | 310100100001000  | 268,861,000.00            | (3,912,000.00)  | 264,949,000.00          | 268,861,000.00      | (3,912,000.00)  | 0.00        | 0.00                     | 264,949,000.00            | 40,334,978.59               | 33,921,467.85              | 50,244,481.76                   | 72,865,523.79                  | 197,366,451.99   | 25,666,713.62               | 38,466,090.75              | 37,375,235.01                   | 61,671,649.31                  | 163,179,688.69   | 0.00                      | 67,582,548.01          | 9,603,859.86                      | 24,582,903.44              |      |
| PS   |                  | 117,427,000.00            | (1,932,000.00)  | 115,495,000.00          | 117,427,000.00      | (1,932,000.00)  | 0.00        | 0.00                     | 115,495,000.00            | 20,317,467.48               | 26,800,347.47              | 25,150,853.16                   | 30,274,940.26                  | 102,543,608.37   | 19,480,760.18               | 27,220,122.00              | 24,096,261.68                   | 28,547,217.35                  | 99,344,361.21    | 0.00                      | 12,951,391.63          | 2,387,936.05                      | 811,311.11                 |      |
| MOOE   |                  | 151,434,000.00            | (1,980,000.00)  | 149,454,000.00          | 151,434,000.00      | (1,980,000.00)  | 0.00        | 0.00                     | 149,454,000.00            | 20,017,511.11               | 7,121,120.38               | 25,093,628.60                   | 42,590,583.53                  | 94,822,843.62    | 6,185,953.44                | 11,245,968.75              | 13,278,973.33                   | 33,124,431.96                  | 63,835,327.48    | 0.00                      | 54,631,156.38          | 7,215,923.81                      | 23,771,592.33              |      |
| Sub-Total, Operations  |                  | 268,861,000.00            | (3,912,000.00)  | 264,949,000.00          | 268,861,000.00      | (3,912,000.00)  | 0.00        | 0.00                     | 264,949,000.00            | 40,334,978.59               | 33,921,467.85              | 50,244,481.76                   | 72,865,523.79                  | 197,366,451.99   | 25,666,713.62               | 38,466,090.75              | 37,375,235.01                   | 61,671,649.31                  | 163,179,688.69   | 0.00                      | 67,582,548.01          | 9,603,859.86                      | 24,582,903.44              |      |
| PS   |                  | 117,427,000.00            | (1,932,000.00)  | 115,495,000.00          | 117,427,000.00      | (1,932,000.00)  | 0.00        | 0.00                     | 115,495,000.00            | 20,317,467.48               | 26,800,347.47              | 25,150,853.16                   | 30,274,940.26                  | 102,543,608.37   | 19,480,760.18               | 27,220,122.00              | 24,096,261.68                   | 28,547,217.35                  | 99,344,361.21    | 0.00                      | 12,951,391.63          | 2,387,936.05                      | 811,311.11                 |      |
| MOOE   |                  | 151,434,000.00            | (1,980,000.00)  | 149,454,000.00          | 151,434,000.00      | (1,980,000.00)  | 0.00        | 0.00                     | 149,454,000.00            | 20,017,511.11               | 7,121,120.38               | 25,093,628.60                   | 42,590,583.53                  | 94,822,843.62    | 6,185,953.44                | 11,245,968.75              | 13,278,973.33                   | 33,124,431.96                  | 63,835,327.48    | 0.00                      | 54,631,156.38          | 7,215,923.81                      | 23,771,592.33              |      |
| FinEx (if Applicable)  |                  | 0.00                      | 0.00  | 0.00                    | 0.00                | 0.00  | 0.00        | 0.00                     | 0.00                      | 0.00                        | 0.00                       | 0.00                            | 0.00                           | 0.00             | 0.00                        | 0.00                       | 0.00                            | 0.00                           | 0.00             | 0.00                      | 0.00                   | 0.00                              | 0.00                       | 0.00 |
| CO   |                  | 0.00                      | 0.00  | 0.00                    | 0.00                | 0.00  | 0.00        | 0.00                     | 0.00                      | 0.00                        | 0.00                       | 0.00                            | 0.00                           | 0.00             | 0.00                        | 0.00                       | 0.00                            | 0.00                           | 0.00             | 0.00                      | 0.00                   | 0.00                              | 0.00                       | 0.00 |
| Sub-Total, I. Agency Specific Budget   |                  | 548,202,000.00            | 0.00  | 548,202,000.00          | 548,202,000.00      | 0.00  | 0.00        | 0.00                     | 548,202,000.00            | 145,673,696.38              | 81,671,407.26              | 86,925,141.93                   | 132,450,858.53                 | 446,721,104.10   | 80,696,483.44               | 92,586,760.43              | 89,674,052.46                   | 117,802,477.01                 | 380,759,773.34   | 0.00                      | 101,480,895.90         | 21,465,079.37                     | 44,496,251.39              |      |
| PS   |                  | 233,222,000.00            | 4,567,500.00  | 237,789,500.00          | 233,222,000.00      | 4,567,500.00  | 0.00        | 0.00                     | 237,789,500.00            | 39,777,803.70               | 55,987,135.86              | 47,090,822.31                   | 68,555,103.40                  | 211,410,865.27   | 38,023,334.20               | 56,852,543.57              | 45,041,292.31                   | 65,810,280.08                  | 205,727,450.16   | 0.00                      | 26,378,634.73          | 4,159,254.50                      | 1,524,160.61               |      |
| MOOE   |                  | 292,880,000.00            | (4,567,500.00)  | 288,312,500.00          | 292,880,000.00      | (4,567,500.00)  | 0.00        | 0.00                     | 288,312,500.00            | 105,895,892.68              | 16,785,771.40              | 33,960,771.62                   | 56,982,595.13                  | 213,625,030.83   | 42,673,149.24               | 35,734,216.86              | 35,734,260.15                   | 49,422,181.93                  | 163,563,808.18   | 0.00                      | 74,687,469.17          | 17,305,824.87                     | 32,755,397.78              |      |
| FinEx (if Applicable)  |                  | 0.00                      | 0.00  | 0.00                    | 0.00                | 0.00  | 0.00        | 0.00                     | 0.00                      | 0.00                        | 0.00                       | 0.00                            | 0.00                           | 0.00             | 0.00                        | 0.00                       | 0.00                            | 0.00                           | 0.00             | 0.00                      | 0.00                   | 0.00                              | 0.00                       | 0.00 |
| CO   |                  | 22,100,000.00             | 0.00  | 22,100,000.00           | 22,100,000.00       | 0.00  | 0.00        | 0.00                     | 22,100,000.00             | 0.00                        | 8,898,500.00               | 5,873,548.00                    | 6,913,160.00                   | 21,685,208.00    | 0.00                        | 0.00                       | 8,898,500.00                    | 2,570,015.00                   | 11,468,515.00    | 0.00                      | 414,792.00             | 0.00                              | 10,216,693.00              |      |
| II. Automatic Appropriations   |                  | 21,944,000.00             | 0.00  | 21,944,000.00           | 21,944,000.00       | 0.00  | 0.00        | 0.00                     | 21,944,000.00             | 2,850,134.97                | 6,098,464.92               | 2,912,329.92                    | 5,671,085.59                   | 17,532,015.40    | 2,845,105.71                | 6,103,100.06               | 2,907,531.62                    | 5,651,376.46                   | 17,507,113.85    | 0.00                      | 4,411,984.60           | 0.00                              | 24,901.55                  |      |
| Specific Budgets of National Government Agencies   |                  | 21,944,000.00             | 0.00  | 21,944,000.00           | 21,944,000.00       | 0.00  | 0.00        | 0.00                     | 21,944,000.00             | 2,850,134.97                | 6,098,464.92               | 2,912,329.92                    | 5,671,085.59                   | 17,532,015.40    | 2,845,105.71                | 6,103,100.06               | 2,907,531.62                    | 5,651,376.46                   | 17,507,113.85    | 0.00                      | 4,411,984.60           |                                   |                            |      |

Department : Other Executive Offices  
 Agency/Entity : Philippine Competition Commission  
 Operating Unit : < not applicable >  
 Organization Code (UACS) : 26 038 000000  
 Fund Cluster : 01 Regular Agency Fund  
 (e.g. UACS Fund Cluster: 01-Regular Agency Fund, 02-Foreign Assisted Projects Fund, 03-Special Account-Locally Funded/Domestic Grants Fund, and 04-Special Account-Foreign Assisted/Foreign Grants Fund)


|   |                             |
|---|-----------------------------|
| X | Current Year Appropriations |
|   | Supplemental Appropriations |
|   | Continuing Appropriations   |

| Particulars   | UACS CODE | Appropriations            |   |                         | Allotments          |   |             | Current Year Obligations |                           |                             |                            |                                 | Current Year Disbursements     |                  |                             |                            |                                 | Balances                       |                  |                           |                        |                                   |                            |
|---|-----------|---------------------------|---|-------------------------|---------------------|---|-------------|--------------------------|---------------------------|-----------------------------|----------------------------|---------------------------------|--------------------------------|------------------|-----------------------------|----------------------------|---------------------------------|--------------------------------|------------------|---------------------------|------------------------|-----------------------------------|----------------------------|
|   |           | Authorized Appropriations | Adjustments (Transfer To/From, Modifications/Augmentations) | Adjusted Appropriations | Allotments Received | Adjustments (Reductions, Modifications/Augmentations) | Transfer To | Transfer From            | Adjusted Total Allotments | 1st Quarter Ending March 31 | 2nd Quarter Ending June 30 | 3rd Quarter Ending September 30 | 4th Quarter Ending December 31 | TOTAL            | 1st Quarter Ending March 31 | 2nd Quarter Ending June 30 | 3rd Quarter Ending September 30 | 4th Quarter Ending December 31 | TOTAL            | Unreleased Appropriations | Unobligated Allotments | Unpaid Obligations(15-20)=(23+24) |                            |
|   |           |                           |   |                         |                     |   |             |                          |                           |                             |                            |                                 |                                |                  |                             |                            |                                 |                                |                  |                           |                        | Due and Demandable                | Not Yet Due and Demandable |
| 1   | 2         | 3                         | 4   | 5=(3+4)                 | 6                   | 7   | 8           | 9                        | 10=[(6+(-)7)-8+9]         | 11                          | 12                         | 13                              | 14                             | 15=(11+12+13+14) | 16                          | 17                         | 18                              | 19                             | 20=(16+17+18+19) | 21                        | 22                     | 23                                | 24                         |
| Retirement and Life Insurance Premiums  |           | 21,944,000.00             | 0.00  | 21,944,000.00           | 21,944,000.00       | 0.00  | 0.00        | 0.00                     | 21,944,000.00             | 2,850,134.97                | 6,098,464.92               | 2,912,329.92                    | 5,671,085.59                   | 17,532,015.40    | 2,845,105.71                | 6,103,100.06               | 2,907,531.62                    | 5,651,376.46                   | 17,507,113.85    | 0.00                      | 4,411,984.60           | 0.00                              | 24,901.55                  |
| PS  |           | 21,944,000.00             | 0.00  | 21,944,000.00           | 21,944,000.00       | 0.00  | 0.00        | 0.00                     | 21,944,000.00             | 2,850,134.97                | 6,098,464.92               | 2,912,329.92                    | 5,671,085.59                   | 17,532,015.40    | 2,845,105.71                | 6,103,100.06               | 2,907,531.62                    | 5,651,376.46                   | 17,507,113.85    | 0.00                      | 4,411,984.60           | 0.00                              | 24,901.55                  |
| Sub-total II. Automatic Appropriations  |           | 21,944,000.00             | 0.00  | 21,944,000.00           | 21,944,000.00       | 0.00  | 0.00        | 0.00                     | 21,944,000.00             | 2,850,134.97                | 6,098,464.92               | 2,912,329.92                    | 5,671,085.59                   | 17,532,015.40    | 2,845,105.71                | 6,103,100.06               | 2,907,531.62                    | 5,651,376.46                   | 17,507,113.85    | 0.00                      | 4,411,984.60           | 0.00                              | 24,901.55                  |
| PS  |           | 21,944,000.00             | 0.00  | 21,944,000.00           | 21,944,000.00       | 0.00  | 0.00        | 0.00                     | 21,944,000.00             | 2,850,134.97                | 6,098,464.92               | 2,912,329.92                    | 5,671,085.59                   | 17,532,015.40    | 2,845,105.71                | 6,103,100.06               | 2,907,531.62                    | 5,651,376.46                   | 17,507,113.85    | 0.00                      | 4,411,984.60           | 0.00                              | 24,901.55                  |
| MOOE  |           | 0.00                      | 0.00  | 0.00                    | 0.00                | 0.00  | 0.00        | 0.00                     | 0.00                      | 0.00                        | 0.00                       | 0.00                            | 0.00                           | 0.00             | 0.00                        | 0.00                       | 0.00                            | 0.00                           | 0.00             | 0.00                      | 0.00                   | 0.00                              | 0.00                       |
| FinEx   |           | 0.00                      | 0.00  | 0.00                    | 0.00                | 0.00  | 0.00        | 0.00                     | 0.00                      | 0.00                        | 0.00                       | 0.00                            | 0.00                           | 0.00             | 0.00                        | 0.00                       | 0.00                            | 0.00                           | 0.00             | 0.00                      | 0.00                   | 0.00                              | 0.00                       |
| CO  |           | 0.00                      | 0.00  | 0.00                    | 0.00                | 0.00  | 0.00        | 0.00                     | 0.00                      | 0.00                        | 0.00                       | 0.00                            | 0.00                           | 0.00             | 0.00                        | 0.00                       | 0.00                            | 0.00                           | 0.00             | 0.00                      | 0.00                   | 0.00                              | 0.00                       |
| III. Special Purpose Fund   |           | 0.00                      | 7,666,940.00  | 7,666,940.00            | 0.00                | 7,666,940.00  | 0.00        | 0.00                     | 7,666,940.00              | 7,018,137.31                | 350,685.02                 | 64,358.46                       | 0.00                           | 7,433,180.79     | 5,191,044.44                | 2,071,469.86               | 74,590.99                       | 0.00                           | 7,337,105.29     | 0.00                      | 233,759.21             | 0.00                              | 96,075.50                  |
| Miscellaneous Personnel Benefits Fund   |           | 0.00                      | 7,251,895.00  | 7,251,895.00            | 0.00                | 7,251,895.00  | 0.00        | 0.00                     | 7,251,895.00              | 7,018,137.31                | 0.00                       | 0.00                            | 0.00                           | 7,018,137.31     | 5,191,044.44                | 1,720,784.84               | 10,232.53                       | 0.00                           | 6,922,061.81     | 0.00                      | 233,757.69             | 0.00                              | 96,075.50                  |
| PS  |           | 0.00                      | 7,251,895.00  | 7,251,895.00            | 0.00                | 7,251,895.00  | 0.00        | 0.00                     | 7,251,895.00              | 7,018,137.31                | 0.00                       | 0.00                            | 0.00                           | 7,018,137.31     | 5,191,044.44                | 1,720,784.84               | 10,232.53                       | 0.00                           | 6,922,061.81     | 0.00                      | 233,757.69             | 0.00                              | 96,075.50                  |
| Pension and Gratuity Fund   |           | 0.00                      | 415,045.00  | 415,045.00              | 0.00                | 415,045.00  | 0.00        | 0.00                     | 415,045.00                | 0.00                        | 350,685.02                 | 64,358.46                       | 0.00                           | 415,043.48       | 0.00                        | 350,685.02                 | 64,358.46                       | 0.00                           | 415,043.48       | 0.00                      | 1.52                   | 0.00                              | 0.00                       |
| PS  |           | 0.00                      | 415,045.00  | 415,045.00              | 0.00                | 415,045.00  | 0.00        | 0.00                     | 415,045.00                | 0.00                        | 350,685.02                 | 64,358.46                       | 0.00                           | 415,043.48       | 0.00                        | 350,685.02                 | 64,358.46                       | 0.00                           | 415,043.48       | 0.00                      | 1.52                   | 0.00                              | 0.00                       |
| Sub-Total III. Special Purpose Fund   |           | 0.00                      | 7,666,940.00  | 7,666,940.00            | 0.00                | 7,666,940.00  | 0.00        | 0.00                     | 7,666,940.00              | 7,018,137.31                | 350,685.02                 | 64,358.46                       | 0.00                           | 7,433,180.79     | 5,191,044.44                | 2,071,469.86               | 74,590.99                       | 0.00                           | 7,337,105.29     | 0.00                      | 233,759.21             | 0.00                              | 96,075.50                  |
| PS  |           | 0.00                      | 7,666,940.00  | 7,666,940.00            | 0.00                | 7,666,940.00  | 0.00        | 0.00                     | 7,666,940.00              | 7,018,137.31                | 350,685.02                 | 64,358.46                       | 0.00                           | 7,433,180.79     | 5,191,044.44                | 2,071,469.86               | 74,590.99                       | 0.00                           | 7,337,105.29     | 0.00                      | 233,759.21             | 0.00                              | 96,075.50                  |
| MOOE  |           | 0.00                      | 0.00  | 0.00                    | 0.00                | 0.00  | 0.00        | 0.00                     | 0.00                      | 0.00                        | 0.00                       | 0.00                            | 0.00                           | 0.00             | 0.00                        | 0.00                       | 0.00                            | 0.00                           | 0.00             | 0.00                      | 0.00                   | 0.00                              | 0.00                       |
| FinEx   |           | 0.00                      | 0.00  | 0.00                    | 0.00                | 0.00  | 0.00        | 0.00                     | 0.00                      | 0.00                        | 0.00                       | 0.00                            | 0.00                           | 0.00             | 0.00                        | 0.00                       | 0.00                            | 0.00                           | 0.00             | 0.00                      | 0.00                   | 0.00                              | 0.00                       |
| CO  |           | 0.00                      | 0.00  | 0.00                    | 0.00                | 0.00  | 0.00        | 0.00                     | 0.00                      | 0.00                        | 0.00                       | 0.00                            | 0.00                           | 0.00             | 0.00                        | 0.00                       | 0.00                            | 0.00                           | 0.00             | 0.00                      | 0.00                   | 0.00                              | 0.00                       |
| IV. Reversion of the Unobligated Allotments charged against R.A. Nos. 11465 and 11494 |           | 0.00                      | 0.00  | 0.00                    | 0.00                | 0.00  | 0.00        | 0.00                     | 0.00                      | 0.00                        | 0.00                       | 0.00                            | 0.00                           | 0.00             | 0.00                        | 0.00                       | 0.00                            | 0.00                           | 0.00             | 0.00                      | 0.00                   | 0.00                              | 0.00                       |
| GRAND TOTAL   |           | 570,146,000.00            | 7,666,940.00  | 577,812,940.00          | 570,146,000.00      | 7,666,940.00  | 0.00        | 0.00                     | 577,812,940.00            | 155,541,968.66              | 88,120,557.20              | 89,901,830.31                   | 138,121,944.12                 | 471,686,300.29   | 88,732,633.59               | 100,761,330.35             | 92,656,175.07                   | 123,453,853.47                 | 405,603,992.48   | 0.00                      | 106,126,639.71         | 21,465,079.37                     | 44,617,228.44              |
| PS  |           | 255,166,000.00            | 12,234,440.00   | 267,400,440.00          | 255,166,000.00      | 12,234,440.00   | 0.00        | 0.00                     | 267,400,440.00            | 49,646,075.98               | 62,436,285.80              | 50,067,510.69                   | 74,226,188.99                  | 236,376,061.46   | 46,059,484.35               | 65,027,113.49              | 48,023,414.92                   | 71,461,656.54                  | 230,571,669.30   | 0.00                      | 31,024,378.54          | 4,159,254.50                      | 1,645,137.66               |
| MOOE  |           | 292,880,000.00            | (4,567,500.00)  | 288,312,500.00          | 292,880,000.00      | (4,567,500.00)  | 0.00        | 0.00                     | 288,312,500.00            | 105,895,892.68              | 16,785,771.40              | 33,960,771.62                   | 56,982,595.13                  | 213,625,030.83   | 42,673,149.24               | 35,734,216.86              | 35,734,260.15                   | 49,422,181.93                  | 163,563,808.18   | 0.00                      | 74,687,469.17          | 17,305,824.87                     | 32,755,397.78              |
| CO  |           | 22,100,000.00             | 0.00  | 22,100,000.00           | 22,100,000.00       | 0.00  | 0.00        | 0.00                     | 22,100,000.00             | 0.00                        | 8,898,500.00               | 5,873,548.00                    | 6,913,160.00                   | 21,685,208.00    | 0.00                        | 0.00                       | 8,898,500.00                    | 2,570,015.00                   | 11,468,515.00    | 0.00                      | 414,792.00             | 0.00                              | 10,216,693.00              |
| Recapitulation by OO:   |           |                           |   |                         |                     |   |             |                          |                           |                             |                            |                                 |                                |                  |                             |                            |                                 |                                |                  |                           |                        |                                   |                            |
| I. Agency Specific Budget   |           | 268,861,000.00            | (3,912,000.00)  | 264,949,000.00          | 268,861,000.00      | (3,912,000.00)  | 0.00        | 0.00                     | 264,949,000.00            | 40,334,978.59               | 33,921,467.85              | 50,244,481.76                   | 72,865,523.79                  | 197,366,451.99   | 25,666,713.62               | 38,466,090.75              | 37,375,235.01                   | 61,671,649.31                  | 163,179,688.69   | 0.00                      | 67,582,548.01          | 9,603,859.86                      | 24,582,903.44              |
| COMPETITION POLICY ENFORCEMENT PROGRAM  |           | 268,861,000.00            | (3,912,000.00)  | 264,949,000.00          | 268,861,000.00      | (3,912,000.00)  | 0.00        | 0.00                     | 264,949,000.00            | 40,334,978.59               | 33,921,467.85              | 50,244,481.76                   | 72,865,523.79                  | 197,366,451.99   | 25,666,713.62               | 38,466,090.75              | 37,375,235.01                   | 61,671,649.31                  | 163,179,688.69   | 0.00                      | 67,582,548.01          | 9,603,859.86                      | 24,582,903.44              |

**Certified Correct:**  
  
 BERNARD L. TINONAS  
 Budget Division, Chief  
 Date: 2023-01-25 15:54:22

**Certified Correct:**  
  
 REUBE JONATHAN P. MONTENEGRO  
 Accounting Division, Chief  
 Date: 2023-01-25 15:54:22

**Recommending Approval:**  
 -  
 -  
 Date: 2023-01-26 17:10:43

**Approved By:**  
  
 JOSEPH MELVIN B. BASAS  
 FPMP, Director IV  
 Date: 2023-01-26 17:59:13

**STATEMENT OF APPROPRIATIONS, ALLOTMENTS, OBLIGATIONS, DISBURSEMENTS AND BALANCES**

**As at the Quarter Ending December 31, 2022**

Department : Other Executive Offices  
 Agency/Entity : Philippine Competition Commission  
 Operating Unit : < not applicable >  
 Organization Code (UACS) : 26 038 0000000  
 Fund Cluster : 01 (FA) Regular Agency Funds and 02 (FAP) Foreign-Assisted Projects Fund

|   |                             |
|---|-----------------------------|
|   | Current Year Appropriations |
|   | Supplemental Appropriations |
| X | Continuing Appropriations   |


(e.g. UACS Fund Cluster: 01-Regular Agency Fund, 02-Foreign Assisted Projects Fund, 03-Special Account-Locally Funded/Domestic Grants Fund, and 04-Special Account-Foreign Assisted/Foreign Grants Fund)


| Particulars  | UACS CODE        | Appropriations            |   |                         | Allotments          |                                       |             | Current Year Obligations |                           |                             |                            |                                 | Current Year Disbursements     |                  |                             |                            |                                 | Balances                       |                  |                           |                        |                                    |                            |
|--|------------------|---------------------------|---|-------------------------|---------------------|---------------------------------------|-------------|--------------------------|---------------------------|-----------------------------|----------------------------|---------------------------------|--------------------------------|------------------|-----------------------------|----------------------------|---------------------------------|--------------------------------|------------------|---------------------------|------------------------|------------------------------------|----------------------------|
|  |                  | Authorized Appropriations | Adjustments (Transfer To/From, Realignment) | Adjusted Appropriations | Allotments Received | Adjustments (Withdrawal, Realignment) | Transfer To | Transfer From            | Adjusted Total Allotments | 1st Quarter Ending March 31 | 2nd Quarter Ending June 30 | 3rd Quarter Ending September 30 | 4th Quarter Ending December 31 | TOTAL            | 1st Quarter Ending March 31 | 2nd Quarter Ending June 30 | 3rd Quarter Ending September 30 | 4th Quarter Ending December 31 | TOTAL            | Unreleased Appropriations | Unobligated Allotments | Unpaid Obligations (15-20)=(23+24) |                            |
|  |                  |                           |   |                         |                     |                                       |             |                          |                           |                             |                            |                                 |                                |                  |                             |                            |                                 |                                |                  |                           |                        | Due and Demandable                 | Not Yet Due and Demandable |
| 1  | 2                | 3                         | 4   | 5=(3+4)                 | 6                   | 7                                     | 8           | 9                        | 10=[(6+(-)7)-8+9]         | 11                          | 12                         | 13                              | 14                             | 15=(11+12+13+14) | 16                          | 17                         | 18                              | 19                             | 20=(16+17+18+19) | 21=(5-10)                 | 22=(10-15)             | 23                                 | 24                         |
| I. Continuing Appropriations   |                  | 137,199,342.68            | 0.00  | 137,199,342.68          | 109,860,547.48      | 27,338,795.20                         | 0.00        | 0.00                     | 137,199,342.68            | 7,153,558.29                | 15,784,424.37              | 37,804,854.55                   | 14,263,410.74                  | 75,006,247.95    | 5,560,235.06                | 3,186,100.72               | 21,701,269.07                   | 20,016,276.39                  | 50,463,881.24    | 0.00                      | 62,193,094.73          | 17,356,827.75                      | 7,185,538.96               |
| I. Agency Specific Budget  |                  | 137,199,342.68            | 0.00  | 137,199,342.68          | 109,860,547.48      | 27,338,795.20                         | 0.00        | 0.00                     | 137,199,342.68            | 7,153,558.29                | 15,784,424.37              | 37,804,854.55                   | 14,263,410.74                  | 75,006,247.95    | 5,560,235.06                | 3,186,100.72               | 21,701,269.07                   | 20,016,276.39                  | 50,463,881.24    | 0.00                      | 62,193,094.73          | 17,356,827.75                      | 7,185,538.96               |
| General Administration and Support   | 1000000000000000 | 19,741,597.22             | 0.00  | 19,741,597.22           | 19,741,597.22       | 0.00                                  | 0.00        | 0.00                     | 19,741,597.22             | 127,750.25                  | 310,058.00                 | 2,125,678.79                    | 470,220.83                     | 3,033,707.87     | 78,438.16                   | 355,244.48                 | 1,149,094.24                    | 1,041,660.91                   | 2,624,437.79     | 0.00                      | 16,707,889.35          | 62,658.40                          | 346,611.68                 |
| General Management and Supervision   | 100000100001000  | 19,741,597.22             | 0.00  | 19,741,597.22           | 19,741,597.22       | 0.00                                  | 0.00        | 0.00                     | 19,741,597.22             | 127,750.25                  | 310,058.00                 | 2,125,678.79                    | 470,220.83                     | 3,033,707.87     | 78,438.16                   | 355,244.48                 | 1,149,094.24                    | 1,041,660.91                   | 2,624,437.79     | 0.00                      | 16,707,889.35          | 62,658.40                          | 346,611.68                 |
| MOOE   |                  | 18,539,637.22             | 0.00  | 18,539,637.22           | 18,539,637.22       | 0.00                                  | 0.00        | 0.00                     | 18,539,637.22             | 127,750.25                  | 310,058.00                 | 2,125,678.79                    | 116,220.83                     | 2,679,707.87     | 78,438.16                   | 355,244.48                 | 1,149,094.24                    | 687,660.91                     | 2,270,437.79     | 0.00                      | 15,859,929.35          | 62,658.40                          | 346,611.68                 |
| CO   |                  | 1,201,960.00              | 0.00  | 1,201,960.00            | 1,201,960.00        | 0.00                                  | 0.00        | 0.00                     | 1,201,960.00              | 0.00                        | 0.00                       | 0.00                            | 354,000.00                     | 354,000.00       | 0.00                        | 0.00                       | 0.00                            | 354,000.00                     | 354,000.00       | 0.00                      | 847,960.00             | 0.00                               | 0.00                       |
| Sub-Total, General Administration and Support  |                  | 19,741,597.22             | 0.00  | 19,741,597.22           | 19,741,597.22       | 0.00                                  | 0.00        | 0.00                     | 19,741,597.22             | 127,750.25                  | 310,058.00                 | 2,125,678.79                    | 470,220.83                     | 3,033,707.87     | 78,438.16                   | 355,244.48                 | 1,149,094.24                    | 1,041,660.91                   | 2,624,437.79     | 0.00                      | 16,707,889.35          | 62,658.40                          | 346,611.68                 |
| PS   |                  | 0.00                      | 0.00  | 0.00                    | 0.00                | 0.00                                  | 0.00        | 0.00                     | 0.00                      | 0.00                        | 0.00                       | 0.00                            | 0.00                           | 0.00             | 0.00                        | 0.00                       | 0.00                            | 0.00                           | 0.00             | 0.00                      | 0.00                   | 0.00                               | 0.00                       |
| MOOE   |                  | 18,539,637.22             | 0.00  | 18,539,637.22           | 18,539,637.22       | 0.00                                  | 0.00        | 0.00                     | 18,539,637.22             | 127,750.25                  | 310,058.00                 | 2,125,678.79                    | 116,220.83                     | 2,679,707.87     | 78,438.16                   | 355,244.48                 | 1,149,094.24                    | 687,660.91                     | 2,270,437.79     | 0.00                      | 15,859,929.35          | 62,658.40                          | 346,611.68                 |
| FinEx (if Applicable)  |                  | 0.00                      | 0.00  | 0.00                    | 0.00                | 0.00                                  | 0.00        | 0.00                     | 0.00                      | 0.00                        | 0.00                       | 0.00                            | 0.00                           | 0.00             | 0.00                        | 0.00                       | 0.00                            | 0.00                           | 0.00             | 0.00                      | 0.00                   | 0.00                               | 0.00                       |
| CO   |                  | 1,201,960.00              | 0.00  | 1,201,960.00            | 1,201,960.00        | 0.00                                  | 0.00        | 0.00                     | 1,201,960.00              | 0.00                        | 0.00                       | 0.00                            | 354,000.00                     | 354,000.00       | 0.00                        | 0.00                       | 0.00                            | 354,000.00                     | 354,000.00       | 0.00                      | 847,960.00             | 0.00                               | 0.00                       |
| Operations   | 3000000000000000 | 117,457,745.46            | 0.00  | 117,457,745.46          | 90,118,950.26       | 27,338,795.20                         | 0.00        | 0.00                     | 117,457,745.46            | 7,025,808.04                | 15,474,366.37              | 35,679,175.76                   | 13,793,189.91                  | 71,972,540.08    | 5,481,796.90                | 2,830,856.24               | 20,552,174.83                   | 18,974,615.48                  | 47,839,443.45    | 0.00                      | 45,485,205.38          | 17,294,169.35                      | 6,838,927.28               |
| OO : Philippine Competition Act, which prohibits anti-competitive agreements, abuse of dominant position, and anti-competitive mergers and acquisitions enforced |                  | 117,457,745.46            | 0.00  | 117,457,745.46          | 90,118,950.26       | 27,338,795.20                         | 0.00        | 0.00                     | 117,457,745.46            | 7,025,808.04                | 15,474,366.37              | 35,679,175.76                   | 13,793,189.91                  | 71,972,540.08    | 5,481,796.90                | 2,830,856.24               | 20,552,174.83                   | 18,974,615.48                  | 47,839,443.45    | 0.00                      | 45,485,205.38          | 17,294,169.35                      | 6,838,927.28               |
| COMPETITION POLICY ENFORCEMENT PROGRAM   |                  | 117,457,745.46            | 0.00  | 117,457,745.46          | 90,118,950.26       | 27,338,795.20                         | 0.00        | 0.00                     | 117,457,745.46            | 7,025,808.04                | 15,474,366.37              | 35,679,175.76                   | 13,793,189.91                  | 71,972,540.08    | 5,481,796.90                | 2,830,856.24               | 20,552,174.83                   | 18,974,615.48                  | 47,839,443.45    | 0.00                      | 45,485,205.38          | 17,294,169.35                      | 6,838,927.28               |
| Enforcement of Rules and Regulations, Review of Mergers and Acquisition, and Policy Research and Advocacy/Capacity Building Program                              | 310100100001000  | 24,191,453.20             | 0.00  | 24,191,453.20           | 24,191,453.20       | 0.00                                  | 0.00        | 0.00                     | 24,191,453.20             | 3,990.00                    | 281,712.49                 | 119,932.62                      | 2,392,301.56                   | 2,797,936.67     | 0.00                        | 251,402.49                 | 66,506.56                       | 1,587,831.95                   | 1,905,741.00     | 0.00                      | 21,393,516.53          | 354,797.93                         | 537,397.74                 |
| MOOE   |                  | 24,188,953.20             | 0.00  | 24,188,953.20           | 24,188,953.20       | 0.00                                  | 0.00        | 0.00                     | 24,188,953.20             | 3,990.00                    | 281,712.49                 | 119,932.62                      | 2,392,301.56                   | 2,797,936.67     | 0.00                        | 251,402.49                 | 66,506.56                       | 1,587,831.95                   | 1,905,741.00     | 0.00                      | 21,391,016.53          | 354,797.93                         | 537,397.74                 |
| CO   |                  | 2,500.00                  | 0.00  | 2,500.00                | 2,500.00            | 0.00                                  | 0.00        | 0.00                     | 2,500.00                  | 0.00                        | 0.00                       | 0.00                            | 0.00                           | 0.00             | 0.00                        | 0.00                       | 0.00                            | 0.00                           | 0.00             | 0.00                      | 2,500.00               | 0.00                               | 0.00                       |
| Foreign-Assisted Project(s)  |                  | 93,266,292.26             | 0.00  | 93,266,292.26           | 65,927,497.06       | 27,338,795.20                         | 0.00        | 0.00                     | 93,266,292.26             | 7,021,818.04                | 15,192,653.88              | 35,559,243.14                   | 11,400,888.35                  | 69,174,603.41    | 5,481,796.90                | 2,579,453.75               | 20,485,668.27                   | 17,386,783.53                  | 45,933,702.45    | 0.00                      | 24,091,688.85          | 16,939,371.42                      | 6,301,529.54               |
| Capacity Building to Foster Competition  | 310100300001000  | 93,266,292.26             | 0.00  | 93,266,292.26           | 65,927,497.06       | 27,338,795.20                         | 0.00        | 0.00                     | 93,266,292.26             | 7,021,818.04                | 15,192,653.88              | 35,559,243.14                   | 11,400,888.35                  | 69,174,603.41    | 5,481,796.90                | 2,579,453.75               | 20,485,668.27                   | 17,386,783.53                  | 45,933,702.45    | 0.00                      | 24,091,688.85          | 16,939,371.42                      | 6,301,529.54               |
| MOOE   |                  | 93,266,292.26             | 0.00  | 93,266,292.26           | 65,927,497.06       | 27,338,795.20                         | 0.00        | 0.00                     | 93,266,292.26             | 7,021,818.04                | 15,192,653.88              | 35,559,243.14                   | 11,400,888.35                  | 69,174,603.41    | 5,481,796.90                | 2,579,453.75               | 20,485,668.27                   | 17,386,783.53                  | 45,933,702.45    | 0.00                      | 24,091,688.85          | 16,939,371.42                      | 6,301,529.54               |
| Sub-Total, Operations  |                  | 117,457,745.46            | 0.00  | 117,457,745.46          | 90,118,950.26       | 27,338,795.20                         | 0.00        | 0.00                     | 117,457,745.46            | 7,025,808.04                | 15,474,366.37              | 35,679,175.76                   | 13,793,189.91                  | 71,972,540.08    | 5,481,796.90                | 2,830,856.24               | 20,552,174.83                   | 18,974,615.48                  | 47,839,443.45    | 0.00                      | 45,485,205.38          | 17,294,169.35                      | 6,838,927.28               |
| PS   |                  | 0.00                      | 0.00  | 0.00                    | 0.00                | 0.00                                  | 0.00        | 0.00                     | 0.00                      | 0.00                        | 0.00                       | 0.00                            | 0.00                           | 0.00             | 0.00                        | 0.00                       | 0.00                            | 0.00                           | 0.00             | 0.00                      | 0.00                   | 0.00                               | 0.00                       |
| MOOE   |                  | 117,455,245.46            | 0.00  | 117,455,245.46          | 90,116,450.26       | 27,338,795.20                         | 0.00        | 0.00                     | 117,455,245.46            | 7,025,808.04                | 15,474,366.37              | 35,679,175.76                   | 13,793,189.91                  | 71,972,540.08    | 5,481,796.90                | 2,830,856.24               | 20,552,174.83                   | 18,974,615.48                  | 47,839,443.45    | 0.00                      | 45,482,705.38          | 17,294,169.35                      | 6,838,927.28               |
| FinEx (if Applicable)  |                  | 0.00                      | 0.00  | 0.00                    | 0.00                | 0.00                                  | 0.00        | 0.00                     | 0.00                      | 0.00                        | 0.00                       | 0.00                            | 0.00                           | 0.00             | 0.00                        | 0.00                       | 0.00                            | 0.00                           | 0.00             | 0.00                      | 0.00                   | 0.00                               | 0.00                       |
| CO   |                  | 2,500.00                  | 0.00  | 2,500.00                | 2,500.00            | 0.00                                  | 0.00        | 0.00                     | 2,500.00                  | 0.00                        | 0.00                       | 0.00                            | 0.00                           | 0.00             | 0.00                        | 0.00                       | 0.00                            | 0.00                           | 0.00             | 0.00                      | 2,500.00               | 0.00                               | 0.00                       |

Department : Other Executive Offices  
 Agency/Entity : Philippine Competition Commission  
 Operating Unit : < not applicable >  
 Organization Code (UACS) : 26 038 0000000  
 Fund Cluster : 01 (RA) Regular Agency Funds and 02 (FAP) Foreign-Assisted Projects Fund  
 (e.g. UACS Fund Cluster: 01-Regular Agency Fund, 02-Foreign Assisted Projects Fund, 03-Special Account-Locally Funded/Domestic Grants Fund, and 04-Special Account-Foreign Assisted/Foreign Grants Fund)


|   |                             |
|---|-----------------------------|
|   | Current Year Appropriations |
|   | Supplemental Appropriations |
| X | Continuing Appropriations   |

| Particulars           | UACS CODE | Appropriations            |   |                         | Allotments          |                                       |             | Current Year Obligations |                           |                             |                            |                                 | Current Year Disbursements     |                  |                             |                            |                                 | Balances                       |                  |                           |                        |                                    |                            |
|-----------------------|-----------|---------------------------|---|-------------------------|---------------------|---------------------------------------|-------------|--------------------------|---------------------------|-----------------------------|----------------------------|---------------------------------|--------------------------------|------------------|-----------------------------|----------------------------|---------------------------------|--------------------------------|------------------|---------------------------|------------------------|------------------------------------|----------------------------|
|                       |           | Authorized Appropriations | Adjustments (Transfer To/From, Realignment) | Adjusted Appropriations | Allotments Received | Adjustments (Withdrawal, Realignment) | Transfer To | Transfer From            | Adjusted Total Allotments | 1st Quarter Ending March 31 | 2nd Quarter Ending June 30 | 3rd Quarter Ending September 30 | 4th Quarter Ending December 31 | TOTAL            | 1st Quarter Ending March 31 | 2nd Quarter Ending June 30 | 3rd Quarter Ending September 30 | 4th Quarter Ending December 31 | TOTAL            | Unreleased Appropriations | Unobligated Allotments | Unpaid Obligations (15-20)=(23+24) |                            |
|                       |           |                           |   |                         |                     |                                       |             |                          |                           |                             |                            |                                 |                                |                  |                             |                            |                                 |                                |                  |                           |                        | Due and Demandable                 | Not Yet Due and Demandable |
| 1                     | 2         | 3                         | 4   | 5=(3+4)                 | 6                   | 7                                     | 8           | 9                        | 10=[(6+(-)7)-8+9]         | 11                          | 12                         | 13                              | 14                             | 15=(11+12+13+14) | 16                          | 17                         | 18                              | 19                             | 20=(16+17+18+19) | 21=(5-10)                 | 22=(10-15)             | 23                                 | 24                         |
| GRAND TOTAL           |           | 137,199,342.68            | 0.00  | 137,199,342.68          | 109,860,547.48      | 27,338,795.20                         | 0.00        | 0.00                     | 137,199,342.68            | 7,153,558.29                | 15,784,424.37              | 37,804,854.55                   | 14,263,410.74                  | 75,006,247.95    | 5,560,235.06                | 3,186,100.72               | 21,701,269.07                   | 20,016,276.39                  | 50,463,881.24    | 0.00                      | 62,193,094.73          | 17,356,827.75                      | 7,185,538.96               |
| PS                    |           | 0.00                      | 0.00  | 0.00                    | 0.00                | 0.00                                  | 0.00        | 0.00                     | 0.00                      | 0.00                        | 0.00                       | 0.00                            | 0.00                           | 0.00             | 0.00                        | 0.00                       | 0.00                            | 0.00                           | 0.00             | 0.00                      | 0.00                   | 0.00                               | 0.00                       |
| MOOE                  |           | 135,994,882.68            | 0.00  | 135,994,882.68          | 108,656,087.48      | 27,338,795.20                         | 0.00        | 0.00                     | 135,994,882.68            | 7,153,558.29                | 15,784,424.37              | 37,804,854.55                   | 13,909,410.74                  | 74,652,247.95    | 5,560,235.06                | 3,186,100.72               | 21,701,269.07                   | 19,662,276.39                  | 50,109,881.24    | 0.00                      | 61,342,634.73          | 17,356,827.75                      | 7,185,538.96               |
| FinEx (if Applicable) |           | 0.00                      | 0.00  | 0.00                    | 0.00                | 0.00                                  | 0.00        | 0.00                     | 0.00                      | 0.00                        | 0.00                       | 0.00                            | 0.00                           | 0.00             | 0.00                        | 0.00                       | 0.00                            | 0.00                           | 0.00             | 0.00                      | 0.00                   | 0.00                               | 0.00                       |
| CO                    |           | 1,204,460.00              | 0.00  | 1,204,460.00            | 1,204,460.00        | 0.00                                  | 0.00        | 0.00                     | 1,204,460.00              | 0.00                        | 0.00                       | 0.00                            | 354,000.00                     | 354,000.00       | 0.00                        | 0.00                       | 0.00                            | 354,000.00                     | 354,000.00       | 0.00                      | 850,460.00             | 0.00                               | 0.00                       |

**Certified Correct:**  
  
 BERNARD L. TINONAS  
 Budget Division, Chief  
 Date: 2023-01-25 15:54:22

**Certified Correct:**  
  
 REUBEN JOMATHAN P. MONTENEGRO  
 Accounting Division, Chief  
 Date: 2023-01-25 15:54:22

**Recommending Approval:**  
 -  
 -  
 Date: 2023-01-26 17:10:43

**Approved By:**  
  
 JOSEPH MELVIN B. BASAS  
 FPMP, Director IV  
 Date: 2023-01-26 17:59:13