

STATEMENT OF APPROPRIATIONS, ALLOTMENTS, OBLIGATIONS, DISBURSEMENTS AND BALANCES

As of the Quarter Ending December 31, 2016


(REVISED)


Department: **Other Executive Offices**
 Entity Name: **Philippine Competition Commission**
 Operating Unit:
 Organization Code (UACS): **26 038 000000**
 Funding Source Code : **01 1 01**


	Current Year Appropriations
	Supplemental Appropriations
	Continuing Appropriations

Particulars	UACS CODE	Appropriations			Allotments					Current Year Obligations					Current Year Disbursements					Balances				
		Authorized Appropriation	Adjustments (Transfer To)/From, Realignment)	Adjusted Appropriations	Allotments Received	Adjustments (Withdrawal, Realignment)	Transfer To	Transfer From	Adjusted Total Allotments	1st Quarter Ending March 31	2nd Quarter Ending June 30	3rd Quarter Ending Sept. 30	4th Quarter Ending Dec. 31	Total	1st Quarter Ending March 31	2nd Quarter Ending June 30	3rd Quarter Ending Sept. 30	4th Quarter Ending Dec. 31	Total	Unreleased Appropriations	Unobligated Allotment	Unpaid Obligations (15-20) = (23+24)		
1	2	3	4	5=(3+4)	6	7	8	9	10=[{6+(-)7}-8+9]	11	12	13	14	15=(11+12+13+14)	16	17	18	19	20=(16+17+18+19)	21=(5-10)	22=(10-15)	23	24	
I. Agency Specific Budget	1 01 101																							
Personnel Services																								
Maintenance and Other Operating Expenses																								
Capital Outlay																								
Sub-Total, Agency Specific Budget																								
II. Automatic Appropriations																								
Retirement and Life Insurance Premium	1 04 102		1,305,562.00	1,305,562.00	1,305,562.00				1,305,562.00					980,546.46				980,546.46	980,546.46	-	325,015.54	-	-	
Sub-Total, Automatic Appropriations			1,305,562.00	1,305,562.00	1,305,562.00	-	-	-	1,305,562.00	-	-	-	-	980,546.46	-	-	-	980,546.46	980,546.46	-	325,015.54	-	-	
III. Special Purpose Fund (Please specify)																								
Miscellaneous Personnel Benefit Fund	1 01 406		46,521,391.00	46,521,391.00	46,521,391.00				46,521,391.00	-	9,850,754.64	8,558,501.62	25,805,826.53	44,215,082.79	-	5,745,683.35	5,101,283.31	33,014,229.43	43,861,196.09	(0.00)	2,306,308.21	353,886.70	-	
Personnel Services			46,521,391.00	46,521,391.00	46,521,391.00				46,521,391.00	-	9,850,754.64	8,558,501.62	25,805,826.53	44,215,082.79	-	5,745,683.35	5,101,283.31	33,014,229.43	43,861,196.09	(0.00)	2,306,308.21	353,886.70	-	
Basic Salary - Civilian	50101010 01		36,778,703.00	36,778,703.00	36,778,703.00		(661,077.58)		36,117,625.42		8,354,728.68	7,175,261.18	18,591,935.22	34,121,925.08		5,264,001.53	4,598,328.76	24,256,469.84	34,118,800.13	661,077.58	1,995,700.34	3,124.95	-	
PERA	50102010 01		583,273.00	583,273.00	583,273.00				583,273.00		45,181.82	79,954.55	442,189.25	567,325.62		45,181.82	79,954.55	442,189.25	567,325.62		15,947.38		-	
Representation Allowance	50102020 00		1,164,250.00	1,164,250.00	1,164,250.00				1,164,250.00		218,250.00	211,500.00	588,000.00	1,017,750.00		218,250.00	211,500.00	588,000.00	1,017,750.00		146,500.00		-	
Transportation Allowance	50102030 01		1,164,250.00	1,164,250.00	1,164,250.00				1,164,250.00		218,250.00	211,500.00	588,000.00	1,017,750.00		218,250.00	211,500.00	588,000.00	1,017,750.00		146,500.00		-	
Clothing/Uniform Allowance	50102040 01		25,000.00	25,000.00	25,000.00		10,000.00		35,000.00				35,000.00	35,000.00				30,000.00	30,000.00	(10,000.00)		5,000.00		
Overtime Pay	5010213001						139,065.74		139,065.74				139,065.74	139,065.74				98,299.18	98,299.18	(139,065.74)		40,766.56		
Bonus - Civilian	50102140 01		3,379,948.00	3,379,948.00	3,379,948.00				193,481.00				3,573,429.00	3,573,429.00				3,345,029.00	3,345,029.00	(193,481.00)		228,400.00		
Cash Gift	50102150 00		168,500.00	168,500.00	168,500.00				11,000.00				179,500.00	179,500.00				169,500.00	169,500.00	(11,000.00)		10,000.00		
Productivity Enhancement Incentive - Civilian	50102990 12						256,500.00		256,500.00				256,500.00	256,500.00				256,500.00	256,500.00	(256,500.00)				
Pag-IBIG - Civilian	50103020 01		29,800.00	29,800.00	29,800.00		1,200.00		31,000.00			2,300.00	4,150.00	24,550.00				30,950.00	30,950.00	(1,200.00)		50.00		
PhilHealth - Civilian	50103030 01		89,933.00	89,933.00	89,933.00		192.00		90,125.00			7,187.50	12,143.75	70,793.75				80,537.50	80,537.50	(192.00)		9,587.50		
ECIP	50103040 01		29,850.00	29,850.00	29,850.00		650.00		30,500.00			2,300.00	4,150.00	24,050.00				30,318.18	30,318.18	(650.00)		181.82		
Terminal Leave Benefits - Civilian	50104030 01						48,988.84		48,988.84				47,328.35	47,328.35						(48,988.84)	1,660.49	47,328.35		
Retirement and Life Insurance Premium	50103010 00		3,107,884.00	3,107,884.00	3,107,884.00				3,107,884.00		1,002,555.64	859,842.14	1,245,485.22	3,107,884.00				3,098,436.48	3,098,436.48			9,447.52		
Contingent Fund	1 01 402		197,246,000.00	197,246,000.00	197,246,000.00				197,246,000.00			10,444,564.53	39,165,199.25	49,609,763.78			10,444,564.53	21,126,611.65	31,571,176.18		147,636,236.22	12,093,380.60	5,945,207.00	
Maintenance and Other Operating Expenses			186,620,000.00	186,620,000.00	186,620,000.00				186,620,000.00			9,019,564.53	31,298,340.70	40,317,905.23			9,019,564.53	19,683,970.10	28,703,534.63	0.00	146,302,094.77	10,275,170.60	1,339,200.00	
Traveling Expenses - Local	50201010 00		4,676,000.00	4,676,000.00	4,676,000.00				4,676,000.00				51,567.36	375,567.36			324,000.00	51,567.36	375,567.36		4,300,432.64			
Traveling Expenses - Foreign	50201020 00		9,120,000.00	9,120,000.00	9,120,000.00				9,120,000.00			352,100.00	1,342,783.81	1,694,883.81			352,100.00	1,342,783.81	1,694,883.81		7,425,116.19			
Training Expenses	50202010 00		1,316,000.00	1,316,000.00	1,316,000.00		428,926.70		1,744,926.70				1,744,926.70	1,744,926.70				1,744,926.70	1,744,926.70	(428,926.70)				
ICT Training Expenses	50202010 01		220,000.00	220,000.00	220,000.00				220,000.00													220,000.00		
Office Supplies Expenses	50203010 00		3,387,000.00	3,387,000.00	3,387,000.00				3,387,000.00			100,000.00	933,548.65	1,033,548.65			100,000.00	933,548.65	1,033,548.65		2,353,451.35			
ICT Office Supplies	50203010 01		2,078,000.00	2,078,000.00	2,078,000.00				2,078,000.00				939,432.91	939,432.91				880,292.91	880,292.91		1,138,567.09	1,940.00	57,200.00	
Medical, Dental and Laboratory Supplies Expenses	50203080 00		65,000.00	65,000.00	65,000.00				65,000.00													65,000.00		
Fuel, Oil and Lubricants Expenses	50203090 00		1,170,000.00	1,170,000.00	1,170,000.00				1,170,000.00				23,598.78	23,598.78				23,598.78	23,598.78		1,146,401.22			
Other Supplies and Materials Expenses	50203990 00		542,000.00	542,000.00	542,000.00				542,000.00				54,286.58	54,286.58				33,231.58	33,231.58		487,713.42	21,055.00		
Water Expenses	50204010 00		62,000.00	62,000.00	62,000.00				62,000.00												62,000.00			
Electricity Expenses	50204020 00		107,000.00	107,000.00	107,000.00				107,000.00												107,000.00			
Postage and Courier Services	50205010 00		119,000.00	119,000.00	119,000.00				119,000.00				30.00	30.00				30.00	30.00		118,970.00			
Telephone Expenses Mobile	50205020 01		523,000.00	523,000.00	523,000.00				523,000.00			56,000.00	236,201.94	292,201.94			56,000.00	235,201.94	291,201.94		230,798.06	1,000.00		
Telephone Expenses Landline	50205020 02		101,000.00	101,000.00	101,000.00				101,000.00												101,000.00			
Internet Subscription Expenses	50205030 00		1,300,000.00	1,300,000.00	1,300,000.00				1,300,000.00			400,000.00	274,120.00	674,120.00			400,000.00	(373,880.00)	26,120.00		625,880.00	162,000.00	486,000.00	
Cable, Satellite, Telegraph and Radio Expenses	50205040 00		113,000.00	113,000.00	113,000.00				113,000.00												113,000.00			
Survey Expenses	50207010 00		12,100,000.00	12,100,000.00	12,100,000.00				12,100,000.00				995,000.00	995,000.00				199,000.00	199,000.00		11,105,000.00		796,000.00	
Research, Exploration and Development Expenses	50207020 00		13,500,000.00	13,500,000.00	13,500,000.00				13,500,000.00												13,500,000.00			
Extraordinary and Miscellaneous Expenses	50210030 00		2,169,000.00	2,169,000.00	2,169,000.00				2,169,000.00				1,105,400.00	1,105,400.00				1,030,400.00	1,030,400.00		1,063,600.00	75,000.00		
Legal Services	50211010 00		7,500,000.00	7,500,000.00	7,500,000.00				7,500,000.00				858,015.59	858,015.59				858,015.						

Particulars	UACS CODE	Appropriations			Allotments					Current Year Obligations					Current Year Disbursements					Balances				
		Authorized Appropriation	Adjustments (Transfer To)/From, Realignment)	Adjusted Appropriations	Allotments Received	Adjustments (Withdrawal, Realignment)	Transfer To	Transfer From	Adjusted Total Allotments	1st Quarter Ending March 31	2nd Quarter Ending June 30	3rd Quarter Ending Sept. 30	4th Quarter Ending Dec. 31	Total	1st Quarter Ending March 31	2nd Quarter Ending June 30	3rd Quarter Ending Sept. 30	4th Quarter Ending Dec. 31	Total	Unreleased Appropriations	Unobligated Allotment	Unpaid Obligations (15-20) = (23+24)		
																						Due and Demandable	Not Yet Due and Demandable	
1	2	3	4	5=(3+4)	6	7	8	9	10={6+(-7)-8+9}	11	12	13	14	15=(11+12+13+14)	16	17	18	19	20=(16+17+18+19)	21=(5-10)	22=(10-15)	23	24	
Repairs and Maintenance - Office Equipment	50213050 02		50,000.00	50,000.00	50,000.00				50,000.00			-	-	-			-	-	-	-	50,000.00	-	-	
Repairs and Maintenance - Furniture and Fixtures	50213070 00		50,000.00	50,000.00	50,000.00				50,000.00			-	-	-			-	-	-	-	50,000.00	-	-	
Repairs and Maintenance - ICT Equipment	50213050 03		500,000.00	500,000.00	500,000.00				500,000.00			-	-	-			-	-	-	-	500,000.00	-	-	
Repairs and Maintenance - Motor Vehicles	50213060 01		10,000.00	10,000.00	10,000.00	10,000.00			20,000.00			-	20,000.00	20,000.00			-	20,000.00	20,000.00	(10,000.00)	-	-	-	
Repairs and Maintenance - Leased Assets Improvements Buildings	50213090 02		1,000,000.00	1,000,000.00	1,000,000.00				1,000,000.00			-	-	-			-	-	-	-	1,000,000.00	-	-	
Repairs and Maintenance -Other Property Plant and Equipment	50213990 99		50,000.00	50,000.00	50,000.00				50,000.00			-	-	-			-	-	-	-	50,000.00	-	-	
Taxes, Duties and Licenses	50215010 01		30,000.00	30,000.00	30,000.00				30,000.00			18,688.53	-	18,688.53			18,688.53	-	18,688.53	-	11,311.47	-	-	
Fidelity Bond Premiums	50215020 00		10,000.00	10,000.00	10,000.00	31,830.00			41,830.00			-	41,830.00	41,830.00			-	41,830.00	41,830.00	(31,830.00)	-	-	-	
Insurance Expenses	50215030 00		100,000.00	100,000.00	100,000.00				100,000.00			-	-	-			-	-	-	-	100,000.00	-	-	
Advertising Expenses	50299010 00		5,000,000.00	5,000,000.00	5,000,000.00				5,000,000.00			-	454,428.40	454,428.40			-	454,428.40	454,428.40	-	4,545,571.60	-	-	
Printing and Publication Expenses	50299020 00		8,000,000.00	8,000,000.00	8,000,000.00				8,000,000.00			2,000,000.00	(1,782,940.00)	217,060.00			2,000,000.00	(1,782,940.00)	217,060.00	-	7,782,940.00	-	-	
Representation Expenses	50299030 00		2,875,000.00	2,875,000.00	2,875,000.00				2,875,000.00			144,000.00	288,908.79	432,908.79			144,000.00	194,963.07	338,963.07	-	2,442,091.21	93,945.72	-	
Transportation and Delivery Expenses	50299040 00		100,000.00	100,000.00	100,000.00				100,000.00			-	15,000.00	15,000.00			-	15,000.00	15,000.00	-	85,000.00	-	-	
Rents - Buildings and Structures	50299050 01		57,700,000.00	57,700,000.00	57,700,000.00				57,700,000.00			-	10,660,620.98	10,660,620.98			-	1,094,624.43	1,094,624.43	-	47,039,379.02	9,565,996.55	-	
Rents - Motor Vehicles	50299050 03		180,000.00	180,000.00	180,000.00				180,000.00			-	100,278.89	100,278.89			-	100,278.89	100,278.89	-	79,721.11	-	-	
Rents - Equipment	50299050 04		3,016,000.00	3,016,000.00	3,016,000.00				3,016,000.00			1,242,043.48	(1,124,657.48)	117,386.00			1,242,043.48	(1,124,657.48)	117,386.00	-	2,898,614.00	-	-	
Membership Dues and Contributions to Organizations	50299060 00		100,000.00	100,000.00	100,000.00				100,000.00			-	33,400.00	33,400.00			-	-	-	-	66,600.00	33,400.00	-	
Subscription Expenses	50299070 00		400,000.00	400,000.00	400,000.00				400,000.00			-	37,212.00	37,212.00			-	37,212.00	37,212.00	-	362,788.00	-	-	
ICT Software Subscription	50299070 01		1,500,000.00	1,500,000.00	1,500,000.00	1,035,038.00			2,535,038.00			-	1,993,906.86	1,993,906.86			-	1,993,906.86	1,993,906.86	(1,035,038.00)	541,131.14	-	-	
Litigation/Acquired Assets Expenses	50299090 00		100,000.00	100,000.00	100,000.00				100,000.00			-	-	-			-	-	-	-	100,000.00	-	-	
Website Maintenance	50299990 01		100,000.00	100,000.00	100,000.00				100,000.00			-	-	-			-	-	-	-	100,000.00	-	-	
Other Maintenance and Operating Expenses	50299990 02		100,000.00	100,000.00	100,000.00				100,000.00			10,000.00	15,389.52	25,389.52			10,000.00	15,389.52	25,389.52	-	74,610.48	-	-	
Capital Outlay			10,626,000.00	10,626,000.00	10,626,000.00				10,626,000.00			1,425,000.00	7,866,858.55	9,291,858.55			1,425,000.00	1,442,641.55	2,867,641.55		1,334,141.45	1,818,210.00	4,606,007.00	
Office Equipment	50604050 02		676,000.00	676,000.00	676,000.00				676,000.00			-	29,480.00	29,480.00			-	-	-	-	646,520.00	29,480.00	-	
Information and Communication Technology Equipment	50604050 03		9,385,000.00	9,385,000.00	9,385,000.00				9,385,000.00			1,425,000.00	7,570,081.55	8,995,081.55			1,425,000.00	1,412,641.55	2,837,641.55	-	389,918.45	1,788,730.00	4,368,710.00	
Furniture and Fixtures	50604070 01		462,000.00	462,000.00	462,000.00				462,000.00			-	267,297.00	267,297.00			-	30,000.00	30,000.00	-	194,703.00	-	237,297.00	
Books	50604070 02		103,000.00	103,000.00	103,000.00				103,000.00			-	-	-			-	-	-	-	103,000.00	-	-	
Sub-Total, Special Purpose Fund			243,767,391.00	243,767,391.00	243,767,391.00				243,767,391.00			9,850,754.64	19,003,066.15	64,971,025.78			5,745,683.35	15,545,847.84	54,140,841.08	75,432,372.27	(0.00)	149,942,544.43	12,447,267.30	5,945,207.00
GRAND TOTAL			245,072,953.00	245,072,953.00	245,072,953.00				245,072,953.00			9,850,754.64	19,003,066.15	65,951,572.24			5,745,683.35	15,545,847.84	55,121,387.54	76,412,918.73	(0.00)	150,267,559.97	12,447,267.30	5,945,207.00
PS			47,826,953.00	47,826,953.00	47,826,953.00				47,826,953.00			9,850,754.64	8,558,501.62	26,786,372.99	45,195,629.25		5,745,683.35	5,101,283.31	33,994,775.89	44,841,742.55	(0.00)	2,631,323.75	353,886.70	-
MOOE			186,620,000.00	186,620,000.00	186,620,000.00				186,620,000.00			-	9,019,564.53	31,298,340.70	40,317,905.23		-	9,019,564.53	19,683,970.10	28,703,534.63	0.00	146,302,094.77	10,275,170.60	1,339,200.00
CO			10,626,000.00	10,626,000.00	10,626,000.00				10,626,000.00			-	1,425,000.00	7,866,858.55	9,291,858.55		-	1,425,000.00	1,442,641.55	2,867,641.55	-	1,334,141.45	1,818,210.00	4,606,007.00

Certified Correct:  MARILYN P. SON
Acting Director, Budget Division
Date: _____

Certified Correct:  ANATALIA S. D. BARAWIDAN
OIC, Finance Department
Date: _____

Approved By:  ATTY. JOSEPH MELVIN B. BASAS
Director, FMS
Date: _____