

SUMMARY OF APPROPRIATIONS, ALLOTMENTS, OBLIGATIONS AND BALANCES BY OBJECT OF EXPENDITURES
As of the Quarter Ending March 31, 2019


Department: Other Executive Offices
Agency: Philippine Competition Commission
Operating Unit: N/A
Organization Code (UACS): 26038000000
Fund Cluster: 01 - Regular Agency Fund

Authorization: 01 - Current Year Appropriations
Report Status: SUBMITTED

Particulars	UACS CODE	Appropriation			Allotments					Current Year Obligations					Current Year Disbursements				Balances							
		Authorized Appropriation	Adjustments (Transfer To/From, Realignment)	Adjusted Appropriations	Allotments Received	Adjustments (Withdrawal, Realignment)	Transfer To	Transfer From	Adjusted Total Allotments	1st Quarter Ending March 31	2nd Quarter Ending June 30	3rd Quarter Ending Sept. 30	4th Quarter Ending Dec. 31	Total	1st Quarter Ending March 31	2nd Quarter Ending June 30	3rd Quarter Ending Sept. 30	4th Quarter Ending Dec. 31	Total	Unreleased Appropriations	Unobligated Allotment	Unpaid Obligations (15-20) = (23+24)				
																						Due and Demandable	Not Yet Due and Demandable			
1	2	3	4	5=(3+4)	6	7	8	9	10=(8+(4-7)+4)	11	12	13	14	15=(10+(11+12+13+14))	16	17	18	19	20=(16+17+18+19)	21=(9-10)	22=(10-15)	23	24			
Agency Specific Budget																										
Specific Budgets of National Government Agencies	01101101		69,307,760.32	69,307,760.32	69,307,760.32				69,307,760.32	69,307,760.32				69,307,760.32	62,549,146.90				62,549,146.90						6,758,613.42	
Personnel Services			31,963,842.63	31,963,842.63	31,963,842.63				31,963,842.63	31,963,842.63				31,963,842.63	29,962,501.35				29,962,501.35						2,001,341.28	
Salaries and Wages	501010000		29,763,245.84	29,763,245.84	29,763,245.84				29,763,245.84	29,763,245.84				29,763,245.84	27,950,405.49				27,950,405.49						1,812,840.35	
Salaries and Wages - Regular	501010100		29,763,245.84	29,763,245.84	29,763,245.84				29,763,245.84	29,763,245.84				29,763,245.84	27,950,405.49				27,950,405.49						1,812,840.35	
Basic Salary - Civilian	501010101		29,763,245.84	29,763,245.84	29,763,245.84				29,763,245.84	29,763,245.84				29,763,245.84	27,950,405.49				27,950,405.49						1,812,840.35	
Other Compensation	501020000		1,865,227.38	1,865,227.38	1,865,227.38				1,865,227.38	1,865,227.38				1,865,227.38	1,789,318.23				1,789,318.23						75,909.15	
Personal Economic Relief Allowance (PERA)	501020100		974,727.38	974,727.38	974,727.38				974,727.38	974,727.38				974,727.38	968,818.23				968,818.23						5,909.15	
PERA - Civilian	501020101		974,727.38	974,727.38	974,727.38				974,727.38	974,727.38				974,727.38	968,818.23				968,818.23						5,909.15	
Representation Allowance (RA)	501020200		584,750.00	584,750.00	584,750.00				584,750.00	584,750.00				584,750.00	549,750.00				549,750.00						35,000.00	
Representation Allowance (RA)	501020200		584,750.00	584,750.00	584,750.00				584,750.00	584,750.00				584,750.00	549,750.00				549,750.00						35,000.00	
Transportation Allowance (TA)	501020300		305,750.00	305,750.00	305,750.00				305,750.00	305,750.00				305,750.00	270,750.00				270,750.00						35,000.00	
Transportation Allowance (TA)	501020301		305,750.00	305,750.00	305,750.00				305,750.00	305,750.00				305,750.00	270,750.00				270,750.00						35,000.00	
Personnel Benefit Contributions	501030000		335,369.41	335,369.41	335,369.41				335,369.41	335,369.41				335,369.41	222,777.63				222,777.63						112,591.78	
Pay-IBIG Contributions	501030000		49,300.00	49,300.00	49,300.00				49,300.00	49,300.00				49,300.00	32,700.00				32,700.00						16,600.00	
Pay-IBIG - Civilian	501030001		49,300.00	49,300.00	49,300.00				49,300.00	49,300.00				49,300.00	32,700.00				32,700.00						16,600.00	
PhilHealth Contributions	501030300		236,769.41	236,769.41	236,769.41				236,769.41	236,769.41				236,769.41	157,277.63				157,277.63						79,491.78	
PhilHealth - Civilian	501030301		236,769.41	236,769.41	236,769.41				236,769.41	236,769.41				236,769.41	157,277.63				157,277.63						79,491.78	
Employees Compensation Insurance Premiums (ECIP)	501030400		49,300.00	49,300.00	49,300.00				49,300.00	49,300.00				49,300.00	32,800.00				32,800.00						16,500.00	
ECIP - Civilian	501030401		49,300.00	49,300.00	49,300.00				49,300.00	49,300.00				49,300.00	32,800.00				32,800.00						16,500.00	
Maintenance and Other Operating Expenses			37,170,817.69	37,170,817.69	37,170,817.69				37,170,817.69	37,170,817.69				37,170,817.69	32,413,645.55				32,413,645.55						4,757,272.14	
Traveling Expenses	502010000		1,893,240.09	1,893,240.09	1,893,240.09				1,893,240.09	1,893,240.09				1,893,240.09	1,928,966.15				1,928,966.15						66,273.94	
Traveling Expenses - Local	502010100		815,946.35	815,946.35	815,946.35				815,946.35	815,946.35				815,946.35	756,415.77				756,415.77						59,530.58	
Traveling Expenses - Local	502010100		815,946.35	815,946.35	815,946.35				815,946.35	815,946.35				815,946.35	756,415.77				756,415.77						59,530.58	
Traveling Expenses - Foreign	502010200		1,177,293.74	1,177,293.74	1,177,293.74				1,177,293.74	1,177,293.74				1,177,293.74	1,170,550.38				1,170,550.38						6,743.36	
Traveling Expenses - Foreign	502010200		1,177,293.74	1,177,293.74	1,177,293.74				1,177,293.74	1,177,293.74				1,177,293.74	1,170,550.38				1,170,550.38						6,743.36	
Training and Scholarship Expenses	502020000		586,474.00	586,474.00	586,474.00				586,474.00	586,474.00				586,474.00	544,674.00				544,674.00						41,800.00	
Training Expenses	502020100		586,474.00	586,474.00	586,474.00				586,474.00	586,474.00				586,474.00	544,674.00				544,674.00						41,800.00	
Training Expenses	502020100		586,474.00	586,474.00	586,474.00				586,474.00	586,474.00				586,474.00	544,674.00				544,674.00						41,800.00	
Supplies and Materials Expenses	502030000		483,575.79	483,575.79	483,575.79				483,575.79	483,575.79				483,575.79	433,535.78				433,535.78						50,040.00	
Office Supplies Expenses	502030100		201,693.75	201,693.75	201,693.75				201,693.75	201,693.75				201,693.75	191,693.75				191,693.75						10,000.00	
ICT Office Supplies	502030101		63,605.00	63,605.00	63,605.00				63,605.00	63,605.00				63,605.00	63,605.00				63,605.00						0.00	
Office Supplies Expenses	502030102		138,088.75	138,088.75	138,088.75				138,088.75	138,088.75				138,088.75	128,088.75				128,088.75						10,000.00	
Accountable Forms Expenses	502030200		10,900.00	10,900.00	10,900.00				10,900.00	10,900.00				10,900.00	10,900.00				10,900.00						0.00	
Accountable Forms Expenses	502030200		10,900.00	10,900.00	10,900.00				10,900.00	10,900.00				10,900.00	10,900.00				10,900.00						0.00	
Medical, Dental and Laboratory Supplies Expenses	502030600		995.50	995.50	995.50				995.50	995.50				995.50	995.50				995.50						0.00	
Medical, Dental and Laboratory Supplies Expenses	502030600		995.50	995.50	995.50				995.50	995.50				995.50	995.50				995.50						0.00	
Fuel, Oil and Lubricants Expenses	502030900		163,631.44	163,631.44	163,631.44				163,631.44	163,631.44				163,631.44	163,631.44				163,631.44						0.00	
Fuel, Oil and Lubricants Expenses	502030900		163,631.44	163,631.44	163,631.44				163,631.44	163,631.44				163,631.44	163,631.44				163,631.44						0.00	
Other Supplies and Materials Expenses	502030900		106,355.10	106,355.10	106,355.10				106,355.10	106,355.10				106,355.10	66,315.10				66,315.10						40,040.00	
Other Supplies and Materials Expenses	502030900		106,355.10	106,355.10	106,355.10				106,355.10	106,355.10				106,355.10	66,315.10				66,315.10						40,040.00	
Utility Expenses	502040000		153,679.00	153,679.00	153,679.00				153,679.00	153,679.00				153,679.00												153,679.00
Water Expenses	502040100		5,616.38	5,616.38	5,616.38				5,616.38	5,616.38				5,616.38												5,616.38
Water Expenses	502040100		5,616.38	5,616.38	5,616.38				5,616.38	5,616.38				5,616.38												5,616.38
Electricity Expenses	502040200		148,062.64	148,062.64	148,062.64				148,062.64	148,062.64				148,062.64												148,062.64
Electricity Expenses	502040200		148,062.64	148,062.64	148,062.64				148,062.64	148,062.64				148,062.64												148,062.64
Communication Expenses																										


Particulars	UACS CODE	Appropriation			Allotments					Current Year Obligations					Current Year Disbursements					Balances				
		Authorized Appropriation	Adjustments (Transfer To/From, Realignment)	Adjusted Appropriations	Allotments Received	Adjustments (Withdrawal, Realignment)	Transfer To	Transfer From	Adjusted Total Allotments	1st Quarter	2nd Quarter	3rd Quarter	4th Quarter	Total	1st Quarter	2nd Quarter	3rd Quarter	4th Quarter	Total	Unreleased Appropriations	Unobligated Allotment	Unpaid Obligations (15-20) = (23+24)		
										Ending March 31	Ending June 30	Ending Sept. 30	Ending Dec. 31		Ending March 31	Ending June 30	Ending Sept. 30	Ending Dec. 31				Due and Demandable	Not Yet Due and Demandable	
1	2	3	4	5=(3+4)	6	7	8	9	10=(8+9+4+5)	11	12	13	14	15=(11+12+13+14)	16	17	18	19	20=(16+17+18+19)	21=(6-10)	22=(19-15)	23	24	
Repairs and Maintenance	5021300000		56,683.47	56,683.47	56,683.47				56,683.47	56,683.47				56,683.47	56,683.47									
Repairs and Maintenance - Machinery and Equipment	5021305000		12,000.00	12,000.00	12,000.00				12,000.00	12,000.00				12,000.00	12,000.00				12,000.00					
Office Equipment	5021305002		12,000.00	12,000.00	12,000.00				12,000.00	12,000.00				12,000.00	12,000.00				12,000.00					
Repairs and Maintenance - Transportation Equipment	5021306000		39,683.47	39,683.47	39,683.47				39,683.47	39,683.47				39,683.47	39,683.47				39,683.47					
Motor Vehicles	5021306001		39,683.47	39,683.47	39,683.47				39,683.47	39,683.47				39,683.47	39,683.47				39,683.47					
Repairs and Maintenance - Furniture and Fixtures	5021307000		5,000.00	5,000.00	5,000.00				5,000.00	5,000.00				5,000.00	5,000.00				5,000.00					
Repairs and Maintenance - Furniture and Fixtures	5021307000		5,000.00	5,000.00	5,000.00				5,000.00	5,000.00				5,000.00	5,000.00				5,000.00					
Taxes, Insurance Premiums and Other Fees	5021500002		215,000.00	215,000.00	215,000.00				215,000.00	215,000.00				215,000.00	215,000.00				215,000.00					
Taxes, Duties and Licenses	5021501000		5,000.00	5,000.00	5,000.00				5,000.00	5,000.00				5,000.00	5,000.00				5,000.00					
Taxes, Duties and Licenses	5021501001		5,000.00	5,000.00	5,000.00				5,000.00	5,000.00				5,000.00	5,000.00				5,000.00					
Fidelity Bond Premiums	5021502000		210,000.00	210,000.00	210,000.00				210,000.00	210,000.00				210,000.00	210,000.00				210,000.00					
Fidelity Bond Premiums	5021502000		210,000.00	210,000.00	210,000.00				210,000.00	210,000.00				210,000.00	210,000.00				210,000.00					
Other Maintenance and Operating Expenses	5029900000		28,437,240.60	28,437,240.60	28,437,240.60				28,437,240.60	28,437,240.60				28,437,240.60	27,316,359.48				27,316,359.48				1,120,881.12	
Printing and Publication Expenses	5029902000		2,250.00	2,250.00	2,250.00				2,250.00	2,250.00				2,250.00	450.00				450.00					1,800.00
Printing and Publication Expenses	5029902000		2,250.00	2,250.00	2,250.00				2,250.00	2,250.00				2,250.00	450.00				450.00					1,800.00
Representation Expenses	5029903000		2,322,208.87	2,322,208.87	2,322,208.87				2,322,208.87	2,322,208.87				2,322,208.87	1,235,608.85				1,235,608.85					1,086,600.02
Representation Expenses	5029903000		2,322,208.87	2,322,208.87	2,322,208.87				2,322,208.87	2,322,208.87				2,322,208.87	1,235,608.85				1,235,608.85					1,086,600.02
Transportation and Delivery Expenses	5029904000		15,000.00	15,000.00	15,000.00				15,000.00	15,000.00				15,000.00	15,000.00				15,000.00					
Transportation and Delivery Expenses	5029904000		15,000.00	15,000.00	15,000.00				15,000.00	15,000.00				15,000.00	15,000.00				15,000.00					
Rent/Lease Expenses	5029905000		16,948,874.88	16,948,874.88	16,948,874.88				16,948,874.88	16,948,874.88				16,948,874.88	16,948,874.88				16,948,874.88					
Rent/Lease Expenses	5029905000		16,948,874.88	16,948,874.88	16,948,874.88				16,948,874.88	16,948,874.88				16,948,874.88	16,948,874.88				16,948,874.88					
Rents - Building and Structures	5029906001		16,948,874.88	16,948,874.88	16,948,874.88				16,948,874.88	16,948,874.88				16,948,874.88	16,948,874.88				16,948,874.88					
Subscription Expenses	5029907000		9,118,906.85	9,118,906.85	9,118,906.85				9,118,906.85	9,118,906.85				9,118,906.85	9,086,425.75				9,086,425.75					32,481.10
Subscription Expenses	5029907000		9,118,906.85	9,118,906.85	9,118,906.85				9,118,906.85	9,118,906.85				9,118,906.85	9,086,425.75				9,086,425.75					32,481.10
ICT Software Subscription	5029907001		5,509,064.08	5,509,064.08	5,509,064.08				5,509,064.08	5,509,064.08				5,509,064.08	5,509,064.08				5,509,064.08					
Library and Other Reading Materials Subscription Expenses	5029907004		3,574,342.77	3,574,342.77	3,574,342.77				3,574,342.77	3,574,342.77				3,574,342.77	3,545,861.67				3,545,861.67					28,481.10
Other Subscription Expenses	5029907099		35,500.00	35,500.00	35,500.00				35,500.00	35,500.00				35,500.00	31,500.00				31,500.00					4,000.00
Other Maintenance and Operating Expenses	5029999000		30,000.00	30,000.00	30,000.00				30,000.00	30,000.00				30,000.00	30,000.00				30,000.00					
Other Maintenance and Operating Expenses	5029999099		30,000.00	30,000.00	30,000.00				30,000.00	30,000.00				30,000.00	30,000.00				30,000.00					
Capital Outlays			173,000.00	173,000.00	173,000.00				173,000.00	173,000.00				173,000.00	173,000.00				173,000.00					
Property, Plant and Equipment Outlay	5060400000		173,000.00	173,000.00	173,000.00				173,000.00	173,000.00				173,000.00	173,000.00				173,000.00					
Machinery and Equipment Outlay	5060405000		173,000.00	173,000.00	173,000.00				173,000.00	173,000.00				173,000.00	173,000.00				173,000.00					
ICT Software	5060405015		173,000.00	173,000.00	173,000.00				173,000.00	173,000.00				173,000.00	173,000.00				173,000.00					
I. Automatic Appropriations																								
Retirement and Life Insurance Premiums	01104102		3,492,204.92	3,492,204.92	3,492,204.92				3,492,204.92	3,492,204.92				3,492,204.92	2,332,857.30				2,332,857.30					(2,332,857.30)
Personnel Services			3,492,204.92	3,492,204.92	3,492,204.92				3,492,204.92	3,492,204.92				3,492,204.92	2,332,857.30				2,332,857.30					(2,332,857.30)
Personnel Benefit Contributions	5010300000		3,492,204.92	3,492,204.92	3,492,204.92				3,492,204.92	3,492,204.92				3,492,204.92	2,332,857.30				2,332,857.30					(2,332,857.30)
Retirement and Life Insurance Premiums	5010301000		3,492,204.92	3,492,204.92	3,492,204.92				3,492,204.92	3,492,204.92				3,492,204.92	2,332,857.30				2,332,857.30					(2,332,857.30)
Retirement and Life Insurance Premiums	5010301000		3,492,204.92	3,492,204.92	3,492,204.92				3,492,204.92	3,492,204.92				3,492,204.92	2,332,857.30				2,332,857.30					(2,332,857.30)
BRAND TOTAL																								
Grand Total			72,799,965.24	72,799,965.24	72,799,965.24				72,799,965.24	72,799,965.24				72,799,965.24	64,882,004.20				64,882,004.20					4,425,756.12

Certified Correct:


TINONAS, BERNARD
 Agency Budget Officer


Date: 03/Apr/2019

Certified Correct:


KAILALO, MA. DOLORES
 Agency Chief Accountant

Date:

Approved By:


Basas, Joseph Melvin
 Head of Agency or Authorized Representative

Date: 03/Apr/2019

**SUMMARY OF APPROPRIATIONS, ALLOTMENTS, OBLIGATIONS AND BALANCES BY OBJECT OF EXPENDITURES
As of the Quarter Ending March 31, 2019**

Department: Other Executive Offices
Agency: Philippine Competition Commission
Operating Unit: N/A
Organization Code (UACS): 260380000000
Fund Cluster: 01 - Regular Agency Fund

Authorization: 02 - Continuing Appropriations
Report Status: SUBMITTED


Particulars	UACS CODE	Appropriation			Allotments					Current Year Obligations					Current Year Disbursements					Balances			
		Authorized Appropriation	Adjustments (Transfer (To)/From, Realignment)	Adjusted Appropriations	Allotments Received	Adjustments (Withdrawal, Realignment)	Transfer To	Transfer From	Adjusted Total Allotments	1st Quarter Ending March 31	2nd Quarter Ending June 30	3rd Quarter Ending Sept. 30	4th Quarter Ending Dec. 31	Total	1st Quarter Ending March 31	2nd Quarter Ending June 30	3rd Quarter Ending Sept. 30	4th Quarter Ending Dec. 31	Total	Unreleased Appropriations	Unobligated Allotment	Unpaid Obligations (15-20) = (23+24)	
		3	4	5=(3+4)	6	7	8	9	10=(8+(1)-(7)-(8)-(9))	11	12	13	14	15=(11+12+13+14)	16	17	18	19	20=(16+17+18+19)	21=(5-10)	22=(10-15)	23	24
I. Agency Specific Budget																							
Specific Budgets of National Government Agencies	01102101	135,436,234.22		135,436,234.22	135,436,234.22				135,436,234.22														135,436,234.22
Maintenance and Other Operating Expenses		134,298,800.42		134,298,800.42	134,298,800.42				134,298,800.42														134,298,800.42
Traveling Expenses	5020100000	24,077,167.31		24,077,167.31	24,077,167.31				24,077,167.31														24,077,167.31
Traveling Expenses - Local	5020101000	6,359,186.13		6,359,186.13	6,359,186.13				6,359,186.13														6,359,186.13
Traveling Expenses - Local	5020101000	6,359,186.13		6,359,186.13	6,359,186.13				6,359,186.13														6,359,186.13
Traveling Expenses - Foreign	5020102000	17,717,981.18		17,717,981.18	17,717,981.18				17,717,981.18														17,717,981.18
Traveling Expenses - Foreign	5020102000	17,717,981.18		17,717,981.18	17,717,981.18				17,717,981.18														17,717,981.18
Training and Scholarship Expenses	5020200000	6,681,541.50		6,681,541.50	6,681,541.50				6,681,541.50														6,681,541.50
Training Expenses	5020201000	6,681,541.50		6,681,541.50	6,681,541.50				6,681,541.50														6,681,541.50
ICT Training Expenses	5020201001	700,000.00		700,000.00	700,000.00				700,000.00														700,000.00
Training Expenses	5020201002	5,981,541.50		5,981,541.50	5,981,541.50				5,981,541.50														5,981,541.50
Supplies and Materials Expenses	5020300000	10,422,709.97		10,422,709.97	10,422,709.97				10,422,709.97														10,422,709.97
Office Supplies Expenses	5020301000	7,807,488.58		7,807,488.58	7,807,488.58				7,807,488.58														7,807,488.58
ICT Office Supplies	5020301001	1,316,227.25		1,316,227.25	1,316,227.25				1,316,227.25														1,316,227.25
Office Supplies Expenses	5020301002	6,491,261.33		6,491,261.33	6,491,261.33				6,491,261.33														6,491,261.33
Accountable Forms Expenses	5020302000	15,200.00		15,200.00	15,200.00				15,200.00														15,200.00
Accountable Forms Expenses	5020302000	15,200.00		15,200.00	15,200.00				15,200.00														15,200.00
Medical, Dental and Laboratory Supplies Expenses	5020308000	4,001.00		4,001.00	4,001.00				4,001.00														4,001.00
Medical, Dental and Laboratory Supplies Expenses	5020308000	4,001.00		4,001.00	4,001.00				4,001.00														4,001.00
Fuel, Oil and Lubricants Expenses	5020309000	1,090,123.35		1,090,123.35	1,090,123.35				1,090,123.35														1,090,123.35
Fuel, Oil and Lubricants Expenses	5020309000	1,090,123.35		1,090,123.35	1,090,123.35				1,090,123.35														1,090,123.35
Other Supplies and Materials Expenses	5020399000	1,505,897.04		1,505,897.04	1,505,897.04				1,505,897.04														1,505,897.04
Other Supplies and Materials Expenses	5020399000	1,505,897.04		1,505,897.04	1,505,897.04				1,505,897.04														1,505,897.04
Utility Expenses	5020400000	637,876.60		637,876.60	637,876.60				637,876.60														637,876.60
Water Expenses	5020401000	499,200.00		499,200.00	499,200.00				499,200.00														499,200.00
Water Expenses	5020401000	499,200.00		499,200.00	499,200.00				499,200.00														499,200.00
Electricity Expenses	5020402000	138,676.60		138,676.60	138,676.60				138,676.60														138,676.60
Electricity Expenses	5020402000	138,676.60		138,676.60	138,676.60				138,676.60														138,676.60
Communication Expenses	5020500000	3,055,404.20		3,055,404.20	3,055,404.20				3,055,404.20														3,055,404.20
Postage and Courier Services	5020501000	580,532.44		580,532.44	580,532.44				580,532.44														580,532.44
Postage and Courier Services	5020501000	580,532.44		580,532.44	580,532.44				580,532.44														580,532.44
Telephone Expenses	5020502000	594,871.76		594,871.76	594,871.76				594,871.76														594,871.76
Mobile	5020502001	448,350.00		448,350.00	448,350.00				448,350.00														448,350.00
Landline	5020502002	146,521.76		146,521.76	146,521.76				146,521.76														146,521.76
Internet Subscription Expenses	5020503000	1,752,000.00		1,752,000.00	1,752,000.00				1,752,000.00														1,752,000.00
Internet Subscription Expenses	5020503000	1,752,000.00		1,752,000.00	1,752,000.00				1,752,000.00														1,752,000.00
Cable, Satellite, Telegraph and Radio Expenses	5020504000	128,000.00		128,000.00	128,000.00				128,000.00														128,000.00
Cable, Satellite, Telegraph and Radio Expenses	5020504000	128,000.00		128,000.00	128,000.00				128,000.00														128,000.00
Survey, Research, Exploration and Development Expenses	5020700000	12,823,311.24		12,823,311.24	12,823,311.24				12,823,311.24														12,823,311.24
Survey Expenses	5020701000	8,810,452.00		8,810,452.00	8,810,452.00				8,810,452.00														8,810,452.00
Survey Expenses	5020701000	8,810,452.00		8,810,452.00	8,810,452.00				8,810,452.00														8,810,452.00
Research, Exploration and Development Expenses	5020702000	4,012,859.24		4,012,859.24	4,012,859.24				4,012,859.24														4,012,859.24
Research, Exploration and Development Expenses	5020702002	4,012,859.24		4,012,859.24	4,012,859.24				4,012,859.24														4,012,859.24
Confidential, Intelligence and Extraordinary Expenses	5021000000	239,400.00		239,400.00	239,400.00				239,400.00														239,400.00
Extraordinary and Miscellaneous Expenses	5021003000	239,400.00		239,400.00	239,400.00				239,400.00														239,400.00
Extraordinary and Miscellaneous Expenses	5021003000	239,400.00		239,400.00	239,400.00				239,400.00														239,400.00
Professional Services	5021100000	48,952,400.61		48,952,400.61	48,952,400.61				48,952,400.61														48,952,400.61
Legal Services	5021101000	107,500.00		107,500.00	107,500.00				107,500.00														107,500.00
Legal Services	5021101000	107,500.00		107,500.00	107,500.00				107,500.00														107,500.00
Auditing Services	5021102000	66,880.00		66,880.00	66,880.00				66,880.00														66,880.00
Auditing Services	5021102000	66,880.00		66,880.00	66,880.00				66,880.00														66,880.00
Consultancy Services	5021103000	43,482,497.32		43,482,497.32	43,482,497.32				43,482,497.32														43,482,497.32
ICT Consultancy Services	5021103001	2,137,000.00		2,137,000.00	2,137,000.00				2,137,000.00														2,137,000.00
Consultancy Services	5021103002	41,345,497.32		41,345,497.32	41,345,497.32				41,345,497.32														41,345,497.32
Other Professional Services	5021199000	5,295,523.29		5,295,523.29	5,295,523.29				5,295,523.29														5,295,523.29
Other Professional Services	5021199000	5,295,523.29		5,295,523.29	5,295,523.29																		


Particulars	UACS CODE	Appropriation			Allotments					Current Year Obligations					Current Year Disbursements					Balances				
		Authorized Appropriation	Adjustments (Transfer To/From, Realignment)	Adjusted Appropriations	Allotments Received	Adjustments (Withdrawal, Realignment)	Transfer To	Transfer From	Adjusted Total Allotments	1st Quarter Ending March 31	2nd Quarter Ending June 30	3rd Quarter Ending Sept. 30	4th Quarter Ending Dec. 31	Total	1st Quarter Ending March 31	2nd Quarter Ending June 30	3rd Quarter Ending Sept. 30	4th Quarter Ending Dec. 31	Total	Unreleased Appropriations	Unobligated Allotment	Unpaid Obligations (15-20) = (23+24)		
										15= (11+12+13+14)	16	17	18	19	20= (16+17+18+19)	21=(5-10)	22=(16-15)	23	24					
1	2	3	4	5=(3+4)	6	7	8	9	10=(8+9-8+9)	11	12	13	14	15= (11+12+13+14)	16	17	18	19	20= (16+17+18+19)	21=(5-10)	22=(16-15)	23	24	
Repairs and Maintenance	5021300000	317,151.91		317,151.91	317,151.91				317,151.91															
Repairs and Maintenance - Machinery and Equipment	5021305000	89,680.00		89,680.00	89,680.00				89,680.00															
Office Equipment	5021305002	6,480.00		6,480.00	6,480.00				6,480.00															
Information and Communication Technology Equipment	5021305003	83,200.00		83,200.00	83,200.00				83,200.00															
Repairs and Maintenance - Transportation Equipment	5021306000	71,588.86		71,588.86	71,588.86				71,588.86															
Motor Vehicles	5021306001	71,588.86		71,588.86	71,588.86				71,588.86															
Repairs and Maintenance - Furniture and Fixtures	5021307000	109,500.00		109,500.00	109,500.00				109,500.00															
Repairs and Maintenance - Furniture and Fixtures	5021307000	109,500.00		109,500.00	109,500.00				109,500.00															
Repairs and Maintenance - Leased Assets Improvements	5021309000	31,383.05		31,383.05	31,383.05				31,383.05															
Buildings	5021309002	31,383.05		31,383.05	31,383.05				31,383.05															
Repairs and Maintenance - Other Property, Plant and Equipment	5021399000	15,000.00		15,000.00	15,000.00				15,000.00															
Other Property, Plant and Equipment	5021399000	15,000.00		15,000.00	15,000.00				15,000.00															
Taxes, Insurance Premiums and Other Fees	5021500000	974,292.18		974,292.18	974,292.18				974,292.18															
Taxes, Duties and Licenses	5021501000	68,136.94		68,136.94	68,136.94				68,136.94															
Fidelity Bond Premiums	5021502000	156,748.76		156,748.76	156,748.76				156,748.76															
Insurance Expenses	5021503000	749,406.48		749,406.48	749,406.48				749,406.48															
Other Maintenance and Operating Expenses	5029900000	23,493,195.65		23,493,195.65	23,493,195.65				23,493,195.65															
Advertising Expenses	5029901000	1,118,832.89		1,118,832.89	1,118,832.89				1,118,832.89															
Printing and Publication Expenses	5029902000	3,727,845.96		3,727,845.96	3,727,845.96				3,727,845.96															
Representation Expenses	5029903000	7,491,000.68		7,491,000.68	7,491,000.68				7,491,000.68															
Transportation and Delivery Expenses	5029904000	215,000.00		215,000.00	215,000.00				215,000.00															
Rent/Lease Expenses	5029905000	797,684.33		797,684.33	797,684.33				797,684.33															
Rents - Building and Structures	5029905001	5,885.81		5,885.81	5,885.81				5,885.81															
Rents - Motor Vehicles	5029905003	89,000.00		89,000.00	89,000.00				89,000.00															
Rents - Equipment	5029905004	702,798.52		702,798.52	702,798.52				702,798.52															
Membership Dues and Contributions to Organizations	5029906000	100,000.00		100,000.00	100,000.00				100,000.00															
Subscription Expenses	5029907000	10,039,009.96		10,039,009.96	10,039,009.96				10,039,009.96															
ICT Software Subscription	5029907001	6,415,433.80		6,415,433.80	6,415,433.80				6,415,433.80															
Library and Other Reading Materials Subscription Expenses	5029907004	3,623,576.16		3,623,576.16	3,623,576.16				3,623,576.16															
Other Maintenance and Operating Expenses	5029999000	3,821.83		3,821.83	3,821.83				3,821.83															
Capital Outlays	5060400000	1,137,433.80		1,137,433.80	1,137,433.80				1,137,433.80															
Property, Plant and Equipment Outlay	5060400000	1,137,433.80		1,137,433.80	1,137,433.80				1,137,433.80															
Machinery and Equipment Outlay	5060405000	915,236.80		915,236.80	915,236.80				915,236.80															
Office Equipment	5060405002	545,400.00		545,400.00	545,400.00				545,400.00															
Information and Communication Technology Equipment	5060405003	368,428.00		368,428.00	368,428.00				368,428.00															
ICT Software	5060405015	1,408.80		1,408.80	1,408.80				1,408.80															
Furniture, Fixtures and Books Outlay	5060407000	222,197.00		222,197.00	222,197.00				222,197.00															
Furniture and Fixtures	5060407001	27,000.00		27,000.00	27,000.00				27,000.00															
Books	5060407002	195,197.00		195,197.00	195,197.00				195,197.00															
GRAND TOTAL																								
Grand Total		135,436,234.22		135,436,234.22	135,436,234.22				135,436,234.22															


Certified Correct:

Certified Correct:

Approved By:


BERNARD L. TINONAS
 Agency Budget Officer


MA. DOLORES A. KALALO
 Agency Chief Accountant


Basas, Joseph Melvin
 Head of Agency or Authorized Representative

Date:

Date:

Date:

This report was generated using the Unified Reporting System on 11/04/2019 11:40