

SUMMARY OF APPROPRIATIONS, ALLOTMENTS, OBLIGATIONS, DISBURSEMENTS AND BALANCES BY OBJECT OF EXPENDITURES
As of the Quarter Ending SEPTEMBER 30, 2019

Department : Other Executive Offices
Agency : Philippine Competition Commission
Operating Unit : N/A
Organization Code (UACS) : 260380000000
Funding Source Code (as clustered) : 01 - Regular Agency Fund

Authorization: 01 - Current Year Appropriations
Report Status: SUBMITTED

UACS CODE	Particulars	Authorized Appropriation	Appropriation Adjustments (Transfer To/From Realignment)	Adjusted Appropriations	Allotments Received	Allotments Adjustments (Withdrawal, Realignment)	Adjusted Total Allotments	Current Year Obligations				Total	Current Year Disbursements				Total	Balances			
								1st Quarter Ending March 31	2nd Quarter Ending June 30	3rd Quarter Ending Sept. 30	4th Quarter Ending Dec. 31		1st Quarter Ending March 31	2nd Quarter Ending June 30	3rd Quarter Ending Sept. 30	4th Quarter Ending Dec. 31		Unreleased Appropriations	Unobligated Allotment	Unpaid Obligations (15-20) = (23+24)	Due and Demandable
1	2	3	4	5=(3+4)	6	7	10=[(6+(-7)-8+9)]	11	12	13	14	15=[(11+12+13+14)]	16	17	18	19	20=[(16+17+18+19)]	21=(5-10)	22=(10-15)	23	24
I. Agency Specific Budget																					
I. Agency Specific Budget - Specific Budget of National Government Agencies																					
(PS 01)		180,538,000.00	0.00	180,538,000.00	153,819,576.00	0.00	153,819,576.00	31,963,842.63	48,701,115.88	35,814,860.07		116,479,818.38	29,982,501.38	48,033,542.12	34,674,518.38	-	113,672,558.84	28,718,424.00	37,339,757.82	2,907,258.54	0.00
50101010	Basic Salary - Civilian	142,115,000.00	(4,191,099.79)	137,923,900.21	121,190,112.00	(4,191,099.79)	116,999,012.21	29,763,245.84	32,556,350.20	32,185,990.30		94,515,586.34	27,850,405.50	33,146,653.52	30,844,321.99	-	92,041,381.01	20,824,888.00	22,483,425.87	2,474,205.33	-
50102010	PERA - Civilian	4,800,000.00		4,800,000.00	3,888,000.00		3,888,000.00	974,727.38	973,182.78	976,972.12		2,824,882.28	968,818.23	969,819.15	967,335.70	-	2,905,973.08	912,000.00	953,117.72	18,909.20	-
50102020	Representation Allowance (RA)	2,604,000.00		2,604,000.00	2,298,000.00		2,298,000.00	584,750.00	591,000.00	584,250.00		1,770,000.00	549,750.00	598,500.00	620,500.00	-	1,768,750.00	306,000.00	528,000.00	1,250.00	-
50103030	Transportation Allowance (TA)	2,604,000.00	(531,250.00)	2,072,750.00	2,298,000.00	(531,250.00)	1,786,750.00	305,750.00	312,000.00	315,250.00		933,000.00	270,750.00	319,500.00	341,500.00	-	931,750.00	306,000.00	833,750.00	1,250.00	-
50103040	ECIP - Civilian	240,000.00		240,000.00	194,400.00		194,400.00	49,300.00	49,300.00	49,300.00		146,600.00	32,800.00	64,700.00	31,700.00	-	129,200.00	45,600.00	47,800.00	17,400.00	-
50103020	Pag-IBIG - Civilian	240,000.00		240,000.00	194,400.00		194,400.00	49,300.00	49,300.00	49,300.00		131,000.00	32,700.00	49,300.00	49,000.00	-	131,000.00	45,600.00	63,400.00	-	-
50103030	PhilHealth - Civilian	1,012,000.00		1,012,000.00	931,312.00		931,312.00	236,769.41	157,185.34	239,442.34		633,397.09	157,277.63	236,126.58	239,982.88	-	633,397.09	80,688.00	297,914.91	-	-
50102130	Overtime Pay		1,420,750.00	1,420,750.00		1,420,750.00	1,420,750.00		303,962.77	209,494.16		513,456.93		303,962.77	201,629.37	-	506,592.14		907,283.07	7,864.78	-
50102040	Clothing/Uniform Allowance - Civilian	1,200,000.00		1,200,000.00	972,000.00		972,000.00		938,000.00	38,000.00		972,000.00		918,000.00	36,000.00	-	954,000.00	228,000.00		18,000.00	-
50104015	Loyalty Award - Civilian	35,000.00		35,000.00	35,000.00		35,000.00		15,000.00	15,000.00		30,000.00		15,000.00	15,000.00	-	30,000.00		5,000.00		-
50102030	Mid-Year Bonus - Civilian	11,844,000.00		602,192.00	12,446,192.00		10,099,176.00	10,701,388.00		49,796.00		10,701,388.00		10,557,959.71	143,708.29	-	10,701,388.00	1,744,824.00			-
50104030	Terminal Leave Benefits - Civilian		2,320,907.79	2,320,907.79		2,320,907.79	2,320,907.79		1,856,320.39	464,587.40		2,320,907.79		1,856,320.39	464,587.40	-	2,320,907.79				-
50102140	Bonus - Civilian	11,844,000.00		11,844,000.00	10,089,176.00		10,089,176.00		236,542.20	234,077.75		470,618.95			282,300.73	-	282,300.73	1,744,824.00	9,628,556.05	188,319.22	-
50102150	Cash Gift - Civilian	1,000,000.00		1,000,000.00	810,000.00		810,000.00		21,000.00	17,500.00		38,500.00			26,500.00	-	26,500.00	190,000.00	771,500.00	12,000.00	-
50102901	Productivity Enhancement Incentive - Civilian	1,000,000.00		1,000,000.00	810,000.00		810,000.00									-		190,000.00	810,000.00		-
50102100	Honoraria - Civilian		378,500.00	378,500.00		378,500.00	378,500.00			378,500.00		378,500.00				-	310,440.00			68,060.00	-
(MOOE 02)		245,388,000.00	0.00	245,388,000.00	245,388,000.00	0.00	245,388,000.00	37,170,917.69	53,908,189.51	40,079,319.10		131,158,426.30	32,413,645.55	28,565,727.99	35,193,193.10	-	98,177,586.84		114,209,573.70	34,880,859.86	
50215020	Fidelity Bond Premiums	400,000.00		59,637.50	459,637.50		459,637.50		59,637.50	210,000.00		459,637.50		210,000.00	9,075.00		240,000.00			562.50	-
50250020	Representation Expenses	26,894,000.00	(10,945,402.82)	15,948,597.18	26,894,000.00	(10,945,402.82)	15,948,597.18	2,322,208.87	2,158,821.49	3,675,167.82		8,154,198.18	1,235,608.85	2,939,634.59	2,928,782.08	-	7,104,225.52		7,793,399.00	1,049,972.66	0.00
50230100	Office Supplies Expenses	10,288,000.00	(4,000,000.00)	6,288,000.00	10,288,000.00	(4,000,000.00)	6,288,000.00	138,088.75	127,387.25	206,215.25		471,691.25	128,088.75	137,387.25	58,448.25	-	323,924.25		5,816,308.75	147,767.00	-
50203020	Accountable Forms Expenses	15,000.00		15,000.00	15,000.00		15,000.00	10,900.00	2,400.00	200.00		13,500.00	10,900.00	2,400.00	200.00	-	13,500.00		1,500.00		-
50203010	ICT Office Supplies	1,403,000.00		1,403,000.00	1,403,000.00		1,403,000.00	63,605.00	29,030.00	33,800.00		126,435.00	63,605.00	8,480.00	54,350.00	-	126,435.00		1,276,565.00		-
50203050	Other Supplies and Materials Expenses	6,814,000.00		6,814,000.00	6,814,000.00		6,814,000.00	106,355.10	552,350.69	957,341.00		1,616,046.79	66,315.10	449,963.57	766,580.03	-	1,282,858.70		5,197,953.21	333,188.09	-
50201010	Traveling Expenses - Local	10,073,000.00		10,073,000.00	10,073,000.00		10,073,000.00	815,946.35	2,238,701.61	1,518,214.58		4,573,862.54	756,415.77	2,202,632.19	890,601.19	-	3,849,649.15		5,499,137.46	724,213.39	-
50202010	Postage and Courier Services	1,000,000.00		1,000,000.00	1,000,000.00		1,000,000.00	26,081.87	488,505.00	320.00		514,906.87	24,535.82	6,051.05	183,407.00	-	213,993.87		485,093.13	300,913.00	-
50213050	Repairs and Maintenance - Machinery and Equipment Office Equipment	10,000.00		10,000.00	10,000.00		10,000.00	12,000.00	(2,000.00)			10,000.00	12,000.00	(2,000.00)		-	10,000.00				-
50213060	Repairs and Maintenance - Transportation Equipment Motor Vehicles	658,000.00		658,000.00	658,000.00		658,000.00	39,683.47	78,725.00	173,378.05		291,787.52	39,683.47	73,640.00	143,619.83	-	256,943.30		366,212.48	34,844.22	-
50213070	Repairs and Maintenance - Furniture and Fixtures	110,000.00		110,000.00	110,000.00		110,000.00	5,000.00				5,000.00	5,000.00			-	5,000.00		105,000.00		-
50219010	Taxes, Duties and License	100,000.00	(59,637.50)	40,362.50	100,000.00	(59,637.50)	40,362.50	5,000.00		6,111.54		13,840.60	5,000.00	6,111.54	2,529.06	-	13,840.60		26,721.90		-
50209040	Transportation and Delivery Expenses	20,000.00		20,000.00	20,000.00		20,000.00	15,000.00				15,000.00	15,000.00			-	15,000.00		5,000.00		-
50209090	Other Maintenance and Operating Expenses Other Maintenance and Operating Expenses	61,000.00		61,000.00	61,000.00		61,000.00	30,000.00				30,000.00	30,000.00			-	30,000.00		31,000.00		-
50209060	Rents - Building and Structures	35,334,000.00	(1,300,000.00)	34,034,000.00	35,334,000.00	(1,300,000.00)	34,034,000.00	16,848,874.88	16,848,874.88			33,897,749.76	16,948,874.88	8,451,337.44	8,497,537.44	-	33,897,749.76		136,250.24		-
50209070	ICT Software Subscription	9,260,000.00		9,260,000.00	9,260,000.00		9,260,000.00	5,509,064.08	2,165,700.32	515,385.00		8,190,149.40	5,509,064.08	2,145,396.88	167,243.00	-	7,821,703.96		1,069,850.60	368,445.44	-

SUMMARY OF APPROPRIATIONS, ALLOTMENTS, OBLIGATIONS, DISBURSEMENTS AND BALANCES BY OBJECT OF EXPENDITURES
As of the Quarter Ending SEPTEMBER 30, 2019

FAR No. 1-A

Department : Other Executive Offices
Agency : Philippine Competition Commission
Operating Unit : N/A
Organization Code (UACS) : 260380000000
Funding Source Code (as clustered) : 01 - Regular Agency Fund

Authorization: 01 - Current Year Appropriations
Report Status: SUBMITTED

UACS CODE	Particulars	Authorized Appropriation	Appropriation Adjustments (Transfer To/From Realignment)	Adjusted Appropriations	Allotments Received	Allotments Adjustments (Withdrawal, Realignment)	Adjusted Total Allotments	Current Year Obligations				Total	Current Year Disbursements				Total	Balances			
								1st Quarter Ending March 31	2nd Quarter Ending June 30	3rd Quarter Ending Sept. 30	4th Quarter Ending Dec. 31		1st Quarter Ending March 31	2nd Quarter Ending June 30	3rd Quarter Ending Sept. 30	4th Quarter Ending Dec. 31		Unreleased Appropriations	Unobligated Allotment	Unpaid Obligations (15-20) = (23+24)	
1	2	3	4	5=(3+4)	6	7	10=[(6+(-)7)-8+9]	11	12	13	14	15=[(11+12+13+14)]	16	17	18	19	20=[(16+17+18+19)]	21=(5-10)	22=(10-15)	23	24
(CO 05)		3,843,000.00		3,843,000.00	3,843,000.00		3,843,000.00	173,000.00	1,853,280.00	1,754,948.00		3,781,228.00	173,000.00	1,853,280.00	358,000.00	-	2,394,280.00	-	161,771.00	1,396,949.00	-
50604250 18	Machinery and Equipment Outlay ICT Software	648,000.00		648,000.00	648,000.00		648,000.00	173,000.00		358,000.00		531,000.00	173,000.00	-	358,000.00	-	531,000.00	-	117,000.00	-	-
50604250 03	Machinery and Equipment Outlay Information and Communication Technology Equipment	1,890,000.00		1,890,000.00	1,890,000.00		1,890,000.00		1,853,280.00			1,853,280.00	-	1,853,280.00	-	-	1,853,280.00	-	36,720.00	-	-
50604270 02	Furniture, Fixtures and Books Outlay Books	1,405,000.00		1,405,000.00	1,405,000.00		1,405,000.00			1,396,948.00		1,396,948.00	-	-	-	-	-	-	8,051.00	1,396,949.00	-
II. Automatic Appropriations																					
II. Automatic Appropriations - Retirement and Life Insurance Premium																					
50103010 02	Retirement and Life Insurance Premiums	17,054,000.00		17,054,000.00	17,054,000.00		17,054,000.00	3,482,204.92	3,533,253.73	3,728,779.07	-	10,754,237.72	2,332,857.30	4,598,441.05	2,528,967.27	-	9,460,285.62	-	6,299,762.28	1,283,972.10	-
III. Special Purpose Funds																					
III. Special Purpose Funds - MPBF : Other Personnel Benefits																					
50102140 01	Bonus - Civilian																				
50102290 38	Mid-Year Bonus - Civilian																				
III. Special Purpose Funds - MPBF : PBB																					
50102990 14	Performance Based Bonus - Civilian																				
III. Special Purpose Funds - PGF - Monetization																					
50104300 01	Terminal Leave Benefits - Civilian																				
III. Special Purpose Funds - PGF - TLB Retirement/ Separation																					
50104300 01	Terminal Leave Benefits - Civilian	241,402.00		241,402.00	241,402.00		241,402.00		6,427.35	234,971.92		241,399.27		6,427.35	129,641.29		138,066.64		2.73	105,330.63	-
GRAND TOTAL		447,144,402.00	0.00	447,144,402.00	420,425,978.00	0.00	420,425,978.00	72,799,965.24	108,002,266.27	81,612,879.16	-	262,415,110.67	64,882,004.21	84,059,418.51	72,889,318.02	-	221,830,740.74	26,718,424.00	158,010,867.33	40,584,369.93	(0.00)

Certified Correct :

MR. BERNARD L. TINONGAS
Budget Officer
Date : 14 / Oct / 2019

Certified Correct :

MS. MA. DOLORES A. KALALO
Accountant
Date : 14 / Oct / 2019

Approved By :


ATTY. JOSEPH MELVIN BASAS
Director IV, FPMO
Date : 14 / Oct / 2019


SUMMARY OF APPROPRIATIONS, ALLOTMENTS, OBLIGATIONS, DISBURSEMENTS AND BALANCES BY OBJECT OF EXPENDITURES
As of the Quarter Ending SEPTEMBER 30, 2019


Department : Other Executive Offices
Agency : Philippine Competition Commission
Operating Unit : N/A
Organization Code (UACS) : 260380000000
Funding Source Code (as clustered) : 01 - Regular Agency Fund

Authorization: 01 - CONTINUING Appropriations
Report Status: SUBMITTED

UAC S COD F	Particulars	Authorized Appropriation	Appropriation Adjustments (Transfer To/From Reallotment)	Adjusted Appropriations	Allotments Received	Allotments Adjustments (Withdrawal, Reallotment)	Adjusted Total Allotments	Current Year Obligations				Total	Current Year Disbursements				Total	Balances				
								1st Quarter Ending March 31	2nd Quarter Ending June 30	3rd Quarter Ending Sept. 30	4th Quarter Ending Dec. 31		1st Quarter Ending March 31	2nd Quarter Ending June 30	3rd Quarter Ending Sept. 30	4th Quarter Ending Dec. 31		Unreleased Appropriations	Unobligated Allotment	Unpaid Obligations (15-20) (23+24)	Due and Demandable	Not Yet Due and Demandable
1	2	3	4	5=(3+4)	6	7	10=[(6+(-)7)- 8+9]	11	12	13	14	15=(11+12+13+1 4)	16	17	18	19	20=(16+17+18+1 9)	21=(5-10)	22=(10-15)	23	24	
5022902	Rents - Motor Vehicles	89,000.00		89,000.00	89,000.00		89,000.00													89,000.00		
5022902	Rents - Equipment	702,798.52		702,798.52	702,798.52		702,798.52													702,798.52		
5022902	Membership Dues and Contributions to Organizations	100,000.00		100,000.00	100,000.00		100,000.00													100,000.00		
5029907	ICT Software Subscription	6,415,433.80		6,415,433.80	6,415,433.80		6,415,433.80													6,415,433.80		
5029907	Library and Other Reading Materials Subscription Expenses	3,823,576.16		3,823,576.16	3,823,576.16		3,823,576.16													3,823,576.16		
5029993	Other Maintenance and Operating Expenses Other Maintenance and Operating Expenses	3,821.83		3,821.83	3,821.83		3,821.83													3,821.83		
CO																						
5030452	Machinery and Equipment Outlay Office Equipment	545,400.00		545,400.00	545,400.00		545,400.00													545,400.00		
5030452	Machinery and Equipment Outlay Information and Communication Technology Equipment	368,428.00		368,428.00	368,428.00		368,428.00			26,834.00		26,834.00								341,594.00	26,834.00	
5030452	Machinery and Equipment Outlay ICT Software	1,408.80		1,408.80	1,408.80		1,408.80													1,408.80		
5030470	Furniture, Fixtures and Books Outlay Furniture and Fixtures	27,000.00		27,000.00	27,000.00		27,000.00													27,000.00		
5030470	Furniture, Fixtures and Books Outlay Books	195,197.00		195,197.00	195,197.00		195,197.00													195,197.00		
	II. Automatic Appropriations																					
	II. Automatic Appropriations - Retirement and Life Insurance Premiums																					
	PS																					
5010304	Retirement and Life Insurance Premiums																					
	III. Special Purpose Funds																					
	III. Special Purpose Funds - MPBF : Other Personnel Benefits																					
	PS																					
5010214	Bonus - Civilian																					
5010252	Mid-Year Bonus - Civilian																					
	III. Special Purpose Funds - MPBF : PBB																					
	PS																					
5010299	Performance Based Bonus - Civilian																					
	III. Special Purpose Funds - PGF - Monetization																					
	PS																					
5010403	Terminal Leave Benefits - Civilian																					
	III. Special Purpose Funds - PGF - TLB Retirement/ Separation																					
	PS																					
5010403	Terminal Leave Benefits - Civilian																					
	GRAND TOTAL	135,436,234.22		135,436,234.22	135,436,234.22		135,436,234.22			26,834.00		26,834.00								135,409,400.22	26,834.00	

Certified Correct:

MR. BERNARD L. TINONAS
Budget Officer
Date: 14 / Oct / 2019

Certified Correct:

MS. MA. DOLORES A. KALAL
Accountant
Date: 14 / Oct / 2019

Approved By:

ATTY. JOSEPH MELVIN BASAS
Director IV, FPW/O
Date: 14 / Oct / 2019