

SUMMARY OF APPROPRIATIONS, ALLOTMENTS, OBLIGATIONS, DISBURSEMENTS AND BALANCES BY OBJECT OF EXPENDITURES
As of the Quarter Ending MARCH 31, 2020

Department : Other Executive Offices
Agency : Philippine Competition Commission
Operating Unit : N/A
Organization Code (UACS) : 26038000000
Funding Source Code (as clustered) : 01 - Regular Agency Fund

Authorization: 01 - CURRENT Appropriations
Report Status: SUBMITTED

UACS	Particulars	Authorized Appropriation	Appropriation Adjustments (Transfer To/From Reassignment)	Adjusted Appropriations	Allotments Received	Allotments Adjustments (Withdrawal, Realignment)	Adjusted Total Allotments	1st Quarter Ending March 31	Current Year Obligations				Total	1st Quarter Ending March 31	Current Year Disbursements				Total	Unreleased Appropriations	Unobligated Allotment	Balances																					
									2nd Quarter Ending June 30	3rd Quarter Ending Sept. 30	4th Quarter Ending Dec. 31	1st Quarter Ending March 31			2nd Quarter Ending June 30	3rd Quarter Ending Sept. 30	4th Quarter Ending Dec. 31	20=(16+17+18+19)				21=(5-10)	22=(10-15)	Unpaid Obligations (15-20) = (23+24)	Due & Demandable	Not Yet Due & Demandable																	
1	2	3	4	5=(3+4)	6	7	10=[(6+(-7))-8+9]	11	12	13	14	15=(11+12+13+14)	16	17	18	19	20=(16+17+18+19)	21=(5-10)	22=(10-15)	23	24																						
I. Agency Specific Budget																																											
I. Agency Specific Budget - Specific Budget of National Government Agencies																																											
PS																																											
50101010	Basic Salary - Civilian	153,725,000.00		153,725,000.00	153,725,000.00		153,725,000.00	34,703,128.42				34,703,128.42	32,254,397.32	-	-	-	32,254,397.32	-	-	119,021,871.58	-	2,448,731.10																					
50102010	PERA - Civilian	4,800,000.00		4,800,000.00	4,800,000.00		4,800,000.00	1,080,545.72				1,080,545.72	1,053,636.62	-	-	-	1,053,636.62	-	-	3,719,454.28	-	26,909.10																					
50102020	(RA)	2,604,000.00		2,604,000.00	2,604,000.00		2,604,000.00	597,125.00				597,125.00	597,125.00	-	-	-	597,125.00	-	-	2,006,875.00	-	-																					
50102030	Transportation Allowance (TA)	2,604,000.00		2,604,000.00	2,604,000.00		2,604,000.00	320,375.00				320,375.00	320,375.00	-	-	-	320,375.00	-	-	2,283,625.00	-	-																					
50102040	Clothing/Uniform Allowance - Ci	1,200,000.00		1,200,000.00	1,200,000.00		1,200,000.00	936,000.00				936,000.00	918,000.00	-	-	-	918,000.00	-	-	264,000.00	-	18,000.00																					
50102140	Bonus - Civilian	12,811,000.00		12,811,000.00	12,811,000.00		12,811,000.00							-	-	-		-	-	12,811,000.00	-	-																					
50102150	Cash Gift - Civilian	1,000,000.00		1,000,000.00	1,000,000.00		1,000,000.00							-	-	-		-	-	1,000,000.00	-	-																					
50102290	Productivity Enhancement Incentive - Civilian	1,000,000.00		1,000,000.00	1,000,000.00		1,000,000.00							-	-	-		-	-	1,000,000.00	-	-																					
50102990	Mid-Year Bonus - Civilian	12,811,000.00		12,811,000.00	12,811,000.00		12,811,000.00							-	-	-		-	-	12,811,000.00	-	-																					
50103020	Pag-BIG - Civilian	240,000.00		240,000.00	240,000.00		240,000.00	18,000.00				18,000.00	18,000.00	-	-	-	18,000.00	-	-	222,000.00	-	-																					
50103030	PhilHealth - Civilian	1,163,000.00		1,163,000.00	1,163,000.00		1,163,000.00	245,514.94				245,514.94	245,514.94	-	-	-	245,514.94	-	-	917,485.06	-	-																					
50103040	ECIP - Civilian	240,000.00		240,000.00	240,000.00		240,000.00	36,100.00				36,100.00	34,200.00	-	-	-	34,200.00	-	-	203,900.00	-	1,900.00																					
Lump-sum for Step Increments																																											
50104990	- Length of Service	1,309,000.00		1,309,000.00	1,309,000.00		1,309,000.00	5,165.34				5,165.34	3,610.05	-	-	-	3,610.05	-	-	1,303,834.66	-	1,555.29																					
50194990	Loyalty Award - Civilian	30,000.00		30,000.00	30,000.00		30,000.00							-	-	-		-	-	30,000.00	-	-																					
MOOE																																											
50201010	Traveling Expenses - Local	6,525,000.00	(300,000.00)	6,225,000.00	6,525,000.00	(300,000.00)	6,225,000.00	268,102.30				268,102.30	268,042.30	-	-	-	268,042.30	-	-	5,956,897.70	-	60.00																					
50201020	Traveling Expenses - Foreign	13,075,000.00	(1,006,000.00)	12,069,000.00	13,075,000.00	(1,006,000.00)	12,069,000.00	867,962.57				867,962.57	742,784.11	-	-	-	742,784.11	-	-	11,201,037.43	-	125,178.46																					
50202010	ICT Training Expenses	700,000.00		700,000.00	700,000.00		700,000.00	73,920.00				73,920.00	73,920.00	-	-	-	73,920.00	-	-	626,080.00	-	73,920.00																					
50202010	Training Expenses	16,431,000.00		16,431,000.00	16,431,000.00		16,431,000.00	2,383,814.63				2,383,814.63	1,391,893.96	-	-	-	1,391,893.96	-	-	14,047,185.37	-	991,920.67																					
50203010	ICT Office Supplies	1,397,000.00		1,397,000.00	1,397,000.00		1,397,000.00							-	-	-		-	-	1,397,000.00	-	-																					
50203010	Office Supplies Expenses	5,504,000.00		5,504,000.00	5,504,000.00		5,504,000.00	43,000.00				43,000.00	43,000.00	-	-	-	43,000.00	-	-	5,461,000.00	-	-																					
50203020	Accountable Forms Expenses	10,000.00		10,000.00	10,000.00		10,000.00							-	-	-		-	-	10,000.00	-	-																					
Medical, Dental and																																											
50203080	Laboratory Supplies Expenses	24,000.00	100,000.00	124,000.00	24,000.00	100,000.00	124,000.00							-	-	-		-	-	124,000.00	-	-																					
50203090	Expenses	2,300,000.00		2,300,000.00	2,300,000.00		2,300,000.00							-	-	-		-	-	2,300,000.00	-	-																					
Other Supplies and Materials																																											
50203990	Expenses	2,594,000.00	(100,000.00)	2,494,000.00	2,594,000.00	(100,000.00)	2,494,000.00	40,359.05				40,359.05	37,159.55	-	-	-	37,159.55	-	-	2,453,640.95	-	3,199.50																					
50204010	Water Expenses	160,000.00		160,000.00	160,000.00		160,000.00	4,818.05				4,818.05		-	-	-		-	-	155,181.95	-	4,818.05																					
50204020	Electricity Expenses	4,400,000.00		4,400,000.00	2,400,000.00		2,400,000.00							-	-	-		-	-	2,000,000.00	-	2,400,000.00																					
50205010	Postage and Courier Services	600,000.00		600,000.00	600,000.00		600,000.00	29,672.00				29,672.00	29,672.00	-	-	-	29,672.00	-	-	570,328.00	-	-																					
50205020	Mobile	3,740,000.00		3,740,000.00	1,740,000.00		1,740,000.00	257,300.00				257,300.00	171,800.00	-	-	-	171,800.00	-	-	1,482,700.00	-	85,500.00																					
50205020	Landline	1,270,000.00		1,270,000.00	1,270,000.00		1,270,000.00							-	-	-		-	-	1,270,000.00	-	-																					
50205030	Expenses	2,150,000.00		2,150,000.00	2,150,000.00		2,150,000.00	155,500.00				155,500.00	155,500.00	-	-	-	155,500.00	-	-	1,994,500.00	-	-																					
Cable, Satellite, Telegraph and																																											
50205040	Radio Expenses	100,000.00		100,000.00	100,000.00		100,000.00							-	-	-		-	-	100,000.00	-	-																					
50207010	Survey Expenses	10,600,000.00		10,600,000.00	10,600,000.00		10,600,000.00							-	-	-		-	-	10,600,000.00	-	-																					
Research, Exploration and																																											
50207020	Development Expenses	3,150,000.00		3,150,000.00	3,150,000.00		3,150,000.00	10,000.00				10,000.00	10,000.00	-	-	-	10,000.00	-	-	3,140,000.00	-	-																					
50210010	Confidential Expenses	5,000,000.00		5,000,000.00	-		-							-	-	-		-	-	5,000,000.00	-	-																					
Extraordinary and																																											
50210030	Miscellaneous Expenses	1,776,000.00		1,776,000.00	1,776,000.00		1,776,000.00	444,000.00				444,000.00	444,000.00	-	-	-	444,000.00	-	-	1,332,000.00	-	-																					
50211010	Legal Services	1,703,000.00		1,703,000.00	1,703,000.00		1,703,000.00							-	-	-		-	-	1,703,000.00	-	-																					
50211020	Auditing Services	36,000.00		36,000.00	36,000.00		36,000.00							-	-	-		-	-	36,000.00	-	-																					
50211030	ICT Consultancy Services	3,035,000.00		3,035,000.00	3,035,000.00		3,035,000.00							-	-	-		-	-	3,035,000.00	-	-																					
50211030	Consultancy Services	5,262,000.00	4,190,600.00	9,452,600.00	5,262,000.00	4,190,600.00	9,452,600.00							-	-	-		-	-	9,452,600.00	-	-																					
50211990	Other Professional Services	15,604,000.00		15,604,000.00	15,604,000.00		15,604,000.00	3,471,973.32				3,471,973.32	1,500,903.65	-	-	-	1,500,903.65	-	-	12,132,026.88	-	1,971,069.67																					
50212020	Janitorial Services	1,805,000.00		1,805,000.00	1,805,000.00		1,805,000.00							-	-	-		-	-	1,805,000.00	-	-																					

SUMMARY OF APPROPRIATIONS, ALLOTMENTS, OBLIGATIONS, DISBURSEMENTS AND BALANCES BY OBJECT OF EXPENDITURES
As of the Quarter Ending MARCH 31, 2020

Department : Other Executive Offices
Agency : Philippine Competition Commission
Operating Unit : N/A
Organization Code (UACS) : 26038000000
Funding Source Code (as clustered) : 01 - Regular Agency Fund

Authorization: 01 - CURRENT Appropriations
Report Status: SUBMITTED


UACS	Particulars	Authorized Appropriation	Appropriation Adjustments (Transfer To/From Department)	Adjusted Appropriations	Allotments Received	Allotments Adjustments (Withdrawal, Realignment)	Adjusted Total Allotments	1st Quarter Ending March 31	Current Year Obligations				Total	1st Quarter Ending March 31	Current Year Disbursements				Total	Unreleased Appropriations	Unobligated Allotment	Balances	
									2nd Quarter Ending June 30	3rd Quarter Ending Sept. 30	4th Quarter Ending Dec. 31	1st Quarter Ending March 31			2nd Quarter Ending June 30	3rd Quarter Ending Sept. 30	4th Quarter Ending Dec. 31	Unpaid Obligations (15-20) = (23+24)				Due & Demandable	Not Yet Due & Demandable
1	2	3	4	5=(3+4)	6	7	10=[(6+(-7))-8+9]	11	12	13	14	15=(11+12+13+14)	16	17	18	19	20=(16+17+18+19)	21=(5-10)	22=(10-15)	23	24		
50212030	Security Services	1,200,000.00		1,200,000.00	1,200,000.00		1,200,000.00	1,119,612.26				1,119,612.26	83,438.42	-	-	-	83,438.42	-	80,387.74	-	1,036,173.84		
50212990	Other General Services - ICT Services	2,200,000.00	(2,200,000.00)	-	2,200,000.00	(2,200,000.00)	-					-	-	-	-	-	-	-	-	-	-		
50212990	Other General Services	7,284,000.00		7,284,000.00	7,284,000.00		7,284,000.00					-	-	-	-	-	-	-	7,284,000.00	-	-		
50213050	Repairs and Maintenance - Machinery and Equipment Office Equipment	150,000.00		150,000.00	150,000.00		150,000.00	1,200.00				1,200.00	1,200.00	-	-	-	1,200.00	-	148,800.00	-	-		
50213050	Machinery and Equipment Information and Communication Technology Equipment	110,000.00	6,600,000.00	6,710,000.00	110,000.00	6,600,000.00	6,710,000.00					-	-	-	-	-	-	-	6,710,000.00	-	-		
50213060	Repairs and Maintenance - Transportation Equipment Motor Vehicles	1,110,000.00		1,110,000.00	1,110,000.00		1,110,000.00	174,154.60				174,154.60	20,140.00	-	-	-	20,140.00	-	935,845.40	-	154,014.60		
50213060	Repairs and Maintenance - Leased Assets Improvements Buildings	1,000,000.00	(900,000.00)	100,000.00	1,000,000.00	(900,000.00)	100,000.00					-	-	-	-	-	-	-	100,000.00	-	-		
50215010	Taxes, Duties and Licenses	85,000.00		85,000.00	85,000.00		85,000.00	5,000.00				5,000.00	5,000.00	-	-	-	5,000.00	-	80,000.00	-	-		
50215020	Fidelity Bond Premiums	500,000.00		500,000.00	500,000.00		500,000.00	241,500.00				241,500.00	240,000.00	-	-	-	240,000.00	-	258,500.00	-	1,500.00		
50215030	Insurance Expenses	5,300,000.00	(1,900,000.00)	3,400,000.00	5,300,000.00	(1,900,000.00)	3,400,000.00	544,888.44				544,888.44	544,888.44	-	-	-	544,888.44	-	2,855,111.56	-	-		
50299010	Advertising Expenses	9,000,000.00	(3,531,000.00)	5,469,000.00	9,000,000.00	(3,531,000.00)	5,469,000.00					-	-	-	-	-	-	-	5,469,000.00	-	-		
50299020	Expenses	2,199,000.00		2,199,000.00	2,199,000.00		2,199,000.00	25,880.00				25,880.00	25,880.00	-	-	-	25,880.00	-	2,173,120.00	-	-		
50299030	Representation Expenses	26,917,000.00	(459,600.00)	26,457,400.00	26,917,000.00	(459,600.00)	26,457,400.00	4,786,982.04				4,786,982.04	2,990,228.44	-	-	-	2,990,228.44	-	21,670,417.96	-	1,796,753.60		
50299050	Rents - Building and Structures	40,584,000.00		40,584,000.00	35,922,000.00		35,922,000.00	35,921,303.84				35,921,303.84	17,960,651.92	-	-	-	17,960,651.92	4,662,000.00	696.16	-	17,960,651.92		
50299050	Rents - Motor Vehicles	300,000.00		300,000.00	300,000.00		300,000.00	85,000.00				85,000.00	85,000.00	-	-	-	85,000.00	-	215,000.00	-	-		
50299050	Rents - Equipment	2,000,000.00		2,000,000.00	2,000,000.00		2,000,000.00					-	-	-	-	-	-	-	2,000,000.00	-	-		
50299060	Membership Dues and Contributions to Organizations	510,000.00	(500,000.00)	10,000.00	510,000.00	(500,000.00)	10,000.00					-	-	-	-	-	-	-	10,000.00	-	-		
50299070	ICT Software Subscription	5,560,000.00		5,560,000.00	5,560,000.00		5,560,000.00	4,792,481.96				4,792,481.96	3,717,772.36	-	-	-	3,717,772.36	-	767,518.04	-	1,074,709.60		
50299070	Data Center Service	300,000.00		300,000.00	300,000.00		300,000.00					-	-	-	-	-	-	-	300,000.00	-	-		
50299070	Cloud Computing Service	600,000.00	(294,000.00)	306,000.00	600,000.00	(294,000.00)	306,000.00					-	-	-	-	-	-	-	306,000.00	-	-		
50299070	Materials Subscription Expenses	8,353,000.00		8,353,000.00	8,353,000.00		8,353,000.00	190,956.28				190,956.28	120,068.49	-	-	-	120,068.49	-	8,162,043.72	-	70,887.79		
50299070	Other Subscription Expenses	200,000.00		200,000.00	200,000.00		200,000.00					-	-	-	-	-	-	-	200,000.00	-	-		
50299990	Operating Expenses Other Maintenance and Operating Expenses	50,000.00		50,000.00	50,000.00		50,000.00	5,000.00				5,000.00	5,000.00	-	-	-	5,000.00	-	45,000.00	-	-		
CO																							
50604060	Transportation Equipment Outlay Motor Vehicles	4,500,000.00		4,500,000.00	-		-					-	-	-	-	-	-	4,500,000.00	-	-	-		
50604070	Furniture, Fixtures and Books Outlay Books	500,000.00		500,000.00	500,000.00		500,000.00					-	-	-	-	-	-	-	500,000.00	-	-		
II. Automatic Appropriations																							
50103010	Retirement and Life Insurance Premiums	18,447,000.00		18,447,000.00	18,447,000.00		18,447,000.00	2,682,514.82				2,682,514.82	2,568,489.16	-	-	-	2,568,489.16	-	15,764,485.18	-	114,025.66		
III. Special Purpose Funds																							
50104030	Terminal Leave Benefits - Civilian	93,690.00		93,690.00	93,690.00		93,690.00					-	-	-	-	-	-	-	93,690.00	-	-		
GRAND TOTAL		443,147,000.00	93,690.00	443,240,690.00	425,078,690.00	-	425,078,690.00	96,568,850.58	-	-	-	96,568,850.58	68,607,371.73	-	-	-	68,607,371.73	18,162,000.00	328,509,839.42	-	27,961,478.85		


SUMMARY OF APPROPRIATIONS, ALLOTMENTS, OBLIGATIONS, DISBURSEMENTS AND BALANCES BY OBJECT OF EXPENDITURES
As of the Quarter Ending MARCH 31, 2020


Department : Other Executive Offices
Agency : Philippine Competition Commission
Operating Unit : N/A
Organization Code (UACS) : 26038000000
Funding Source Code (as clustered) : 01 - Regular Agency Fund

Authorization: 01 - CURRENT Appropriations
Report Status: SUBMITTED

UACS	Particulars	Authorized Appropriation	Appropriation Adjustments (Transfer To/From)	Adjusted Appropriations	Allotments Received	Allotments Adjustments (Withdrawal, Realignment)	Adjusted Total Allotments	1st Quarter Ending March 31	Current Year Obligations				Total	1st Quarter Ending March 31	Current Year Disbursements			Total	Unreleased Appropriations	Unobligated Allotment	Balances	
									2nd Quarter Ending June 30	3rd Quarter Ending Sept. 30	4th Quarter Ending Dec. 31	1st Quarter Ending March 31			2nd Quarter Ending June 30	3rd Quarter Ending Sept. 30	4th Quarter Ending Dec. 31				Unpaid Obligations (15-20) = (23+24)	Due & Demandable
1	2	3	4	5=(3+4)	6	7	10=[(6+(-)7)-8+9]	11	12	13	14	15=(11+12+13+14)	16	17	18	19	20=(16+17+18+19)	21=(5-10)	22=(10-15)	23	24	
	PERSONNEL SERVICES	213,984,000.00	93,690.00	214,077,690.00	214,077,690.00	-	214,077,690.00	40,624,469.24	-	-	-	40,624,469.24	38,013,348.09	-	-	-	38,013,348.09	-	173,453,220.76	-	2,611,121.15	
	MAINTENANCE AND OTH	224,163,000.00	-	224,163,000.00	210,501,000.00	-	210,501,000.00	55,944,381.34	-	-	-	55,944,381.34	30,594,023.64	-	-	-	30,594,023.64	13,662,000.00	154,556,618.66	-	25,350,357.70	
	CAPITAL OUTLAY	5,000,000.00	-	5,000,000.00	500,000.00	-	500,000.00	-	-	-	-	-	-	-	-	-	-	4,500,000.00	500,000.00	-	-	
GRAND TOTAL		443,147,000.00	93,690.00	443,240,690.00	425,078,690.00	-	425,078,690.00	96,568,850.58	-	-	-	96,568,850.58	68,607,371.73	-	-	-	68,607,371.73	18,162,000.00	328,509,839.42	-	27,961,478.85	

Certified Correct :

MR. BERNARD L. TINONAS
Budget Officer
Date :

Certified Correct :

MS. MA. DOLORES A. KALALO
Accountant
Date :

Approved By:

ATTY. JOSE U. VELASCO
Director IV, FPMO
Date :

STATEMENT OF APPROPRIATIONS, ALLOTMENTS, OBLIGATIONS, DISBURSEMENTS AND BALANCES

As at the Quarter Ending March 31, 2020

Department: Other Executive Offices
 Agency/Entity: Philippine Competition Commission
 Operating Unit: < not applicable >
 Organization Code: 26 038 0000000
 Fund Cluster: 01 Regular Agency Fund

X

(e.g. UACS Fund Cluster: 01-Regular Agency Fund, 02-Foreign Assisted Projects Fund, 03-Special Account-Locally Funded/Domestic Grants Fund, and 04-Special Account-Foreign Assisted/Foreign Grants Fund)

Particulars	UAC S CODE	Appropriations			Allotments					Obligations				Disbursements				Balances						
		Auth orized Appria	Adjustments (Transfer To/From, Modifications/ Augmentations	Adjusted Appropriations	Allotments Received	Adjustments (Reductions, Modifications / Augmentatio	Transfer To	Transfer From	Adjusted Allotments	1st Quarter Ending March 31	2nd Quarter Ending June 30	3rd Quarter Ending Sept. 30	4th Quarter Ending	TOTAL	1st Quarter Ending March 31	2nd Quarter Ending June 30	3rd Quarter Ending	4th Quarter Ending Dec. 31	TOTAL	Unreleased Appropriations	Unobligated Allotments	Unpaid Obligations (15-20)-(23+24)		
		3	4	5=(3+4)	6	7	8	9	10=[(6+(-)7)-8+9]	11	12	13	14	15=(11+12+13+14)	16	17	18	19	20=(16+17+18+19)	21=(5-10)	22=(10-15)	23	24	
SUMMARY		#####		56,893,035.60	56,893,035.60				56,893,035.60	116,125.31				#####	116,125.31					116,125.31		56,776,910.29		-
I. CONTINUING APPROPRIATIONS		#####		56,893,035.60	56,893,035.60				56,893,035.60	116,125.31				#####	116,125.31					116,125.31		56,776,910.29		-
Personnel Services		#####		8,132,364.72	8,132,364.72				8,132,364.72	112,950.65				#####	112,950.65					112,950.65		8,019,414.07		-
Salaries and Wages		#####		3,926,942.53	3,926,942.53				3,926,942.53					#####								3,926,942.53		-
Salaries and Wages - Regular		#####		3,926,942.53	3,926,942.53				3,926,942.53					#####								3,926,942.53		-
Basic Salary - Civilian	5E+09	#####		3,926,942.53	3,926,942.53				3,926,942.53					#####								3,926,942.53		-
Other Compensation		#####		4,073,819.75	4,073,819.75				4,073,819.75	112,950.65				#####	112,950.65					112,950.65		3,960,869.10		-
Personal Economic Relief Allowance (PERA)		#####		245,082.10	245,082.10				245,082.10					#####								245,082.10		-
PERA - Civilian	5E+09	#####		245,082.10	245,082.10				245,082.10					#####								245,082.10		-
Representation Allowance (RA)	5E+09	#####		178,750.00	178,750.00				178,750.00					#####								178,750.00		-
Transportation Allowance (TA)	5E+09	#####		763,500.00	763,500.00				763,500.00					#####								763,500.00		-
Clothing/Uniform Allowance		#####		108,000.00	108,000.00				108,000.00					#####								108,000.00		-
Clothing/Uniform Allowance - Civilian	5E+09	#####		108,000.00	108,000.00				108,000.00					#####								108,000.00		-
Productivity Incentive Allowance (PIA)																								
Productivity Incentive Allowance - Civilian	5E+09																							
Overtime and Night Pay		#####		381,929.35	381,929.35				381,929.35	112,950.65				#####	112,950.65					112,950.65		268,978.70		-
Overtime Pay	5E+09	#####		381,929.35	381,929.35				381,929.35	112,950.65				#####	112,950.65					112,950.65		268,978.70		-
Year End Bonus		#####		939,285.30	939,285.30				939,285.30					#####								939,285.30		-
Bonus - Civilian	5E+09	#####		939,285.30	939,285.30				939,285.30					#####								939,285.30		-
Cash Gift		#####		57,500.00	57,500.00				57,500.00					#####								57,500.00		-
Cash Gift - Civilian	5E+09	#####		57,500.00	57,500.00				57,500.00					#####								57,500.00		-
Other Bonuses and Allowances		#####		1,399,773.00	1,399,773.00				1,399,773.00					#####								1,399,773.00		-
Collective Negotiation Agreement Incentive -	5E+09	#####		17,500.00	17,500.00				17,500.00					#####								17,500.00		-
Productivity Enhancement Incentive - Civilian	5E+09	#####		104,000.00	104,000.00				104,000.00					#####								104,000.00		-
Mid-Year Bonus - Civilian	5E+09	#####		1,278,273.00	1,278,273.00				1,278,273.00					#####								1,278,273.00		-
Personnel Benefit Contributions		#####		59,895.06	59,895.06				59,895.06					#####								59,895.06		-
Pag-IBIG Contributions		#####		10,100.00	10,100.00				10,100.00					#####								10,100.00		-

This report was generated using the Unified Reporting System on null version.FAR1a.1.1 ; Status : PENDING

Department: Other Executive Offices
 Agency/Entity: Philippine Competition Commission
 Operating Unit: < not applicable >
 Organization Code 26 038 0000000
 Fund Cluster: 01 Regular Agency Fund

X

(e.g. UACS Fund Cluster: 01-Regular Agency Fund, 02-Foreign Assisted Projects Fund, 03-Special Account-Locally Funded/Domestic Grants Fund, and 04-Special Account-Foreign Assisted/Foreign Grants Fund)

Particulars	UAC S COD E	Auth oriz ed Appr opria	Appropriations		Allotments					Obligations					Disbursements				Balances		Unpaid Obligations (15-20)=(23+24)			
			Adjustments (Transfer To/From, Modifications/ Augmentations	Adjusted Appropriations	Allotments Received	Adjustments (Reductions, Modifications / Augmentatio	Transfer To	Transfer From	Adjusted Allotments	1st Quarter Ending March 31	2nd Quarter Ending June 30	3rd Quarter Ending Sept. 30	4th Quar ter End ing	TOTAL	1st Quarter Ending March 31	2nd Quarter Ending June 30	3rd Quar ter End ing	4th Quarter Ending Dec. 31	TOTAL	Unreleased Appropriations	Unobligated Allotments	Due and Demandable	Not yet Due and Demand able	
			4	5=(3+4)	6	7	8	9	10=[(6+(-)7) -8+9]	11	12	13	14	15=(11+1 2+13+14)	16	17	18	19	20=(16+17+18+19)	21=(5-10)	22=(10-15)	23	24	
Landline	5E+09	#####		18,036.21	18,036.21				18,036.21														18,036.21	
Internet Subscription Expenses	5E+09	#####		491,000.00	491,000.00				491,000.00														491,000.00	
Cable, Satellite, Telegraph and Radio Expenses	5E+09	#####		128,000.00	128,000.00				128,000.00														128,000.00	
Awards/Rewards and Prizes				30,000.00	30,000.00				30,000.00														30,000.00	
Awards/Rewards Expenses	5E+09	#####		30,000.00	30,000.00				30,000.00														30,000.00	
Survey, Research, Exploration and Development		#####		4,324,605.26	4,324,605.26				4,324,605.26														4,324,605.26	
Survey Expenses	5E+09	#####		2,501,000.00	2,501,000.00				2,501,000.00														2,501,000.00	
Research, Exploration and Development	5E+09	#####		1,823,605.26	1,823,605.26				1,823,605.26														1,823,605.26	
Confidential, Intelligence and Extraordinary		#####		238,800.00	238,800.00				238,800.00														238,800.00	
Extraordinary and Miscellaneous Expenses	5E+09	#####		238,800.00	238,800.00				238,800.00														238,800.00	
Professional Services		#####		11,734,013.67	11,734,013.67				11,734,013.67														11,734,013.67	
Legal Services		#####		249,642.86	249,642.86				249,642.86														249,642.86	
Legal Services	5E+09	#####		249,642.86	249,642.86				249,642.86														249,642.86	
Auditing Services	5E+09																							
Consultancy Services		#####		10,440,195.09	10,440,195.09				10,440,195.09														10,440,195.09	
ICT Consultancy Services	5E+09	#####		1,538,741.30	1,538,741.30				1,538,741.30														1,538,741.30	
Consultancy Services	5E+09	#####		8,901,453.79	8,901,453.79				8,901,453.79														8,901,453.79	
Other Professional Services	5E+09	#####		1,044,175.72	1,044,175.72				1,044,175.72														1,044,175.72	
General Services		#####		1,580,683.36	1,580,683.36				1,580,683.36														1,580,683.36	
Janitorial Services	5E+09	#####		533,054.77	533,054.77				533,054.77														533,054.77	
Security Services	5E+09	#####		2,456.62	2,456.62				2,456.62														2,456.62	
Other General Services		#####		1,045,171.97	1,045,171.97				1,045,171.97														1,045,171.97	
Other General Services - ICT Services	5E+09																							
Other General Services	5E+09	#####		1,045,171.97	1,045,171.97				1,045,171.97														1,045,171.97	
Repairs and Maintenance		#####		275,101.72	275,101.72				275,101.72														275,101.72	
Repairs and Maintenance - Machinery and		#####		9,104.00	9,104.00				9,104.00														9,104.00	
Office Equipment	5E+09	#####		3,650.00	3,650.00				3,650.00														3,650.00	
Information and Communication Technology	5E+09	#####		5,454.00	5,454.00				5,454.00														5,454.00	
Other Machinery and Equipment	5E+09																							
Repairs and Maintenance - Transportation		#####		259,309.72	259,309.72				259,309.72														259,309.72	
Motor Vehicles	5E+09	#####		259,309.72	259,309.72				259,309.72														259,309.72	

This report was generated using the Unified Reporting System on null version.FAR1a.1.1 ; Status : PENDING

