

**MONTHLY REPORT OF DISBURSEMENTS**  
For the month of May, 2021

Department : Other Executive Offices  
 Agency/Entity : Philippine Competition Commission  
 Operating Unit : < not applicable >  
 Organization Code : 26 038 000000  
 Fund Cluster : 01 Regular Agency Fund

Particulars	Current Year Budget				Prior Year's Budget					SUB-TOTAL	Trust Liabilities	Grand Total					Remarks		
	PS	MOOE	CO	TOTAL	Prior Year's Accounts Payable			Current Year's Accounts Payable				TOTAL	TOTAL	PS	MOOE	FinEx		CO	TOTAL
					PS	MOOE	CO	Sub-Total	Sub-Total										
1	2	3	5	6=(2+3+4+5)	7	8	10	11=(7+8+9+10)	16=(12+13+14+15)	17=(11+16)	18=(6+17)	22=(19+20+21)	23	24	25	26	27=(23+24+25+26)	28	
CASH DISBURSEMENTS	24,958,503.84	6,955,270.71	-	31,913,774.55	-	6,724,760.56	-	6,724,760.56	-	6,724,760.56	38,638,535.11	-	24,958,503.84	13,680,031.27	-	-	-	38,638,535.11	
Notice of Cash Allocation (NCA)	24,958,503.84	6,955,270.71	-	31,913,774.55	-	6,724,760.56	-	6,724,760.56	-	6,724,760.56	38,638,535.11	-	24,958,503.84	13,680,031.27	-	-	-	38,638,535.11	
MDS Checks Issued	19,268,934.66	5,998,005.27	-	25,266,939.93	-	5,927,080.16	-	5,927,080.16	-	5,927,080.16	31,194,020.09	-	19,268,934.66	11,925,085.43	-	-	-	31,194,020.09	
Advice to Debit Account	5,689,569.18	957,265.44	-	6,646,834.62	-	797,680.40	-	797,680.40	-	797,680.40	7,444,515.02	-	5,689,569.18	1,754,945.84	-	-	-	7,444,515.02	
Notice of Transfer Allocations (NTA)	-	-	-	-	-	-	-	-	-	-	-	-	-	-	-	-	-	-	
MDS Checks Issued	-	-	-	-	-	-	-	-	-	-	-	-	-	-	-	-	-	-	
Advice to Debit Account	-	-	-	-	-	-	-	-	-	-	-	-	-	-	-	-	-	-	
Working Fund for FAPs	-	-	-	-	-	-	-	-	-	-	-	-	-	-	-	-	-	-	
Cash Disbursement Ceiling (CDC)	-	-	-	-	-	-	-	-	-	-	-	-	-	-	-	-	-	-	
<b>TOTAL CASH DISBURSEMENTS</b>	24,958,503.84	6,955,270.71	-	31,913,774.55	-	6,724,760.56	-	6,724,760.56	-	6,724,760.56	38,638,535.11	-	24,958,503.84	13,680,031.27	-	-	-	38,638,535.11	
NON-CASH DISBURSEMENTS	-	1,315,676.00	-	1,315,676.00	-	788,276.88	-	788,276.88	-	788,276.88	2,103,952.88	-	-	2,103,952.88	-	-	-	2,103,952.88	
Tax Remittance Advices Issued (TRA)	-	1,315,676.00	-	1,315,676.00	-	788,276.88	-	788,276.88	-	788,276.88	2,103,952.88	-	-	2,103,952.88	-	-	-	2,103,952.88	
Non-Cash Availment Authority (NCAA)	-	-	-	-	-	-	-	-	-	-	-	-	-	-	-	-	-	-	
Disbursements effected through outright deductions from claims (Please specify...)	-	-	-	-	-	-	-	-	-	-	-	-	-	-	-	-	-	-	
Overpayment of expenses(e.g. personnel benefits)	-	-	-	-	-	-	-	-	-	-	-	-	-	-	-	-	-	-	
Restitution for loss of government property	-	-	-	-	-	-	-	-	-	-	-	-	-	-	-	-	-	-	
Liquidated damages and similar claims	-	-	-	-	-	-	-	-	-	-	-	-	-	-	-	-	-	-	
Others(TEF, BTr-Documentary Stamp Tax, etc.)	-	-	-	-	-	-	-	-	-	-	-	-	-	-	-	-	-	-	
<b>TOTAL NON-CASH DISBURSEMENTS</b>	-	1,315,676.00	-	1,315,676.00	-	788,276.88	-	788,276.88	-	788,276.88	2,103,952.88	-	-	2,103,952.88	-	-	-	2,103,952.88	
<b>GRAND TOTAL</b>	24,958,503.84	8,270,946.71	-	33,229,450.56	-	7,513,037.44	-	7,513,037.44	-	7,513,037.44	40,742,487.99	-	24,958,503.84	15,783,984.15	-	-	-	40,742,487.99	


**SUMMARY**

Particulars	Previous Report	This Month	As at Date
(1)	(2)	(3)	(4)
Total Disbursement Authorities Received	155,275,501.16	41,870,952.88	197,146,454.04
NCA	139,188,000.00	39,767,000.00	178,955,000.00
NTA	0.00	-	-
Working Fund	0.00	-	-
TRA	16,087,501.16	2,103,952.88	18,191,454.04
CDC	0.00	-	-
NCAA	0.00	-	-
Less: Notice of Transfer of Allocations (NTA)* issued	0.00	-	-
Total Disbursement Authorities Available	155,275,501.16	41,870,952.88	197,146,454.04
Less:			
Lapsed NCA	5,776,486.86	0.00	5,776,486.86
Disbursements	149,264,289.34	40,742,487.99	190,006,777.33
Less: Other Non-Cash Disbursements	0.00	-	-
Disbursements effected through outright deductions from claims	0.00	-	-
Overpayment of expenses(e.g. personnel benefits)	0.00	-	-
Restitution for loss of government property	0.00	-	-
Liquidated damages and similar claims	0.00	-	-
Others (e.g. TEF, BTr, Docs Stamp, etc.)	0.00	-	-
Add/Less: Adjustments (e.g. cancelled/staled checks)	0.00	-	-
Balance of Disbursement Authorities as at date	234,724.96	1,128,464.89	1,363,189.85
Total Disbursements Program	162,738,000.00	44,046,000.00	206,784,000.00
Less: Actual Disbursements	149,264,289.34	40,742,487.99	190,006,777.33
(Over)/Under spending	13,473,710.66	3,303,512.01	16,777,222.67


Notes: \* The use of NTA is discouraged  
 Notes: \*\* Amounts should tally with the grand total disbursement (column 27).

Prepared by:  
  
 EMILY ROSE SALANO  
 Accountant I

Date: 01-Jun-21

Recommending Approval:  
  
 THERESA A. IMOQUE  
 Officer-in-Charge, Accounting Division

Date: 01-Jun-21

Approved By:  
  
 ATTY. JOSEPH MELVIN B. BASAS  
 Director, Finance, Planning and Management Office

Date: 01-Jun-21

**MONTHLY REPORT OF DISBURSEMENTS**  
For the month of May, 2021


Department : Other Executive Offices  
 Agency/Entity : Philippine Competition Commission  
 Operating Unit : < not applicable >  
 Organization Code : 26 038 000000  
 Fund Cluster : 02 Foreign Assisted Project Funds

Particulars	Current Year Budget				Prior Year's Budget											SUB-TOTAL	TRUST Liabilities TOTAL	Grand Total TOTAL	Remarks
	PS	MOOE	CO	TOTAL	Prior Year's Accounts Payable				Current Year's Accounts Payable				TOTAL						
					PS	MOOE	CO	Sub-Total	PS	MOOE	FinEx	CO		Sub-Total					
1	2	3	5	6=(2+3+4+5)	7	8	10	11=(7+8+9+10)	12	13	14	15	16=(12+13+14+15)	17=(11+16)	18=(6+17)	22=(19+20+21)	27=(23+24+25+26)	28	
CASH DISBURSEMENTS																			
Notice of Cash Allocation (NCA)																			
MDS Checks Issued																			
Advice to Debit Account																			
Notice of Transfer Allocations (NTA)																			
MDS Checks Issued																			
Advice to Debit Account																			
Working Fund for FAPs																			
Cash Disbursement Ceiling (CDC)																			
<b>TOTAL CASH DISBURSEMENTS</b>																			
NON-CASH DISBURSEMENTS																			
Tax Remittance Advices Issued (TRA)																			
Non-Cash Availment Authority (NCAA)																			
Disbursements effected through outright deductions from claims (please specify...)																			
Overpayment of expenses (e.g. personnel benefits)																			
Restitution for loss of government property																			
Liquidated damages and similar claims																			
Others (TEF, BTr, Documentary Stamp Tax, etc.)																			
<b>TOTAL NON-CASH DISBURSEMENTS</b>																			
<b>GRAND TOTAL</b>																			


**SUMMARY**

Particulars	Previous Report (2)	This Month (3)	As at Date (4)
Total Disbursement Authorities Received	45,288,030.83	-	45,288,030.83
NCA	45,288,030.83	-	45,288,030.83
NTA	0.00	-	-
Working Fund	0.00	-	-
TRA	0.00	-	-
CDC	0.00	-	-
NCAA	0.00	-	-
Less: Notice of Transfer of Allocations (NTA)* issued	0.00	-	-
Total Disbursement Authorities Available	45,288,030.83	-	45,288,030.83
Less:			
Lapsed NCA	0.00	-	-
Disbursements	12,495,404.99	-	12,495,404.99
Less: Other Non-Cash Disbursements	0.00	-	-
Disbursements effected through outright deductions from claims	0.00	-	-
Overpayment of expenses (e.g. personnel benefits)	0.00	-	-
Restitution for loss of government property	0.00	-	-
Liquidated damages and similar claims	0.00	-	-
Others (e.g. TEF, BTr, Docs Stamp, etc.)	0.00	-	-
Add: Less: Adjustments (e.g. cancelled/staled checks)	0.00	-	-
Balance of Disbursement Authorities as at date	32,792,625.84	-	32,792,625.84
Total Disbursements Program	45,288,030.83	-	45,288,030.83
Less: *Actual Disbursements	12,495,404.99	-	12,495,404.99
(Over)/Under spending	32,792,625.84	0.00	32,792,625.84

Notes: \* The use of NTA is discouraged  
 Notes: \*\* Amounts should tally with the grand total disbursement (column 27).

Prepared by:  
  
 EMILY SALANO  
 Accountant I

Date: 02-Jun-21

Recommending Approval:  
  
 THERESA A. IMOQUE  
 Officer-in-Charge, Accounting Division

Date: 02-Jun-21

Approved By:  
  
 ATTY. JOSEPH WILFREDO BASAS  
 Director, Finance, Planning and Management Office

Date: 02-Jun-21

**MONTHLY REPORT OF DISBURSEMENTS**  
For the month of May, 2021


Department : Other Executive Offices  
 Agency/Entity : Philippine Competition Commission  
 Operating Unit : < not applicable >  
 Organization Code : 26 038 000000  
 Fund Cluster : Trust Receipts/ Performance Bond

Particulars	Current Year Budget				Prior Year's Budget							SUB-TOTAL	Trust Liabilities				Grand Total			
	PS	MOOE	CO	TOTAL	Prior Year's Accounts Payable				Current Year's Accounts Payable		TOTAL		PS	MOOE	CO	TOTAL	PS	MOOE	FinEx	CO
					PS	MOOE	FinEx	CO	Sub-Total	Sub-Total										
1	2	3	5	6=(2+3+4+5)	7	8	9	10	11=(7+8+9+10)	16=(12+13+14+15)	17=(11+16)	18=(6+17)	19	20	21	22=(19+20+21)	23	24	25	26
CASH DISBURSEMENTS	-	-	-	-	-	-	-	-	-	-	-	-	-	-	-	-	-	-	-	-
Notice of Cash Allocation (NCA)	-	-	-	-	-	-	-	-	-	-	-	-	-	-	-	-	-	-	-	-
MDS Checks Issued	-	-	-	-	-	-	-	-	-	-	-	-	-	-	-	-	-	-	-	-
Advice to Debit Account	-	-	-	-	-	-	-	-	-	-	-	-	-	-	-	-	-	-	-	-
Notice of Transfer Allocations (NTA)	-	-	-	-	-	-	-	-	-	-	-	-	-	-	-	-	-	-	-	-
MDS Checks Issued	-	-	-	-	-	-	-	-	-	-	-	-	-	-	-	-	-	-	-	-
Advice to Debit Account	-	-	-	-	-	-	-	-	-	-	-	-	-	-	-	-	-	-	-	-
Working Fund for FAPs	-	-	-	-	-	-	-	-	-	-	-	-	-	-	-	-	-	-	-	-
Cash Disbursement Ceiling (CDC)	-	-	-	-	-	-	-	-	-	-	-	-	-	-	-	-	-	-	-	-
<b>TOTAL CASH DISBURSEMENTS</b>	-	-	-	-	-	-	-	-	-	-	-	-	-	-	-	-	-	-	-	-
NON-CASH DISBURSEMENTS	-	-	-	-	-	-	-	-	-	-	-	-	-	-	-	-	-	-	-	-
Tax Remittance Advices Issued (TRA)	-	-	-	-	-	-	-	-	-	-	-	-	-	-	-	-	-	-	-	-
Non-Cash Availment Authority (NCAA)	-	-	-	-	-	-	-	-	-	-	-	-	-	-	-	-	-	-	-	-
Disbursements effected through outright deductions from claims (please specify...)	-	-	-	-	-	-	-	-	-	-	-	-	-	-	-	-	-	-	-	-
Overpayment of expenses(e.g. personnel benefits)	-	-	-	-	-	-	-	-	-	-	-	-	-	-	-	-	-	-	-	-
Restitution for loss of government property	-	-	-	-	-	-	-	-	-	-	-	-	-	-	-	-	-	-	-	-
Liquidated damages and similar claims	-	-	-	-	-	-	-	-	-	-	-	-	-	-	-	-	-	-	-	-
Others(TEF, BTr-Documentary Stamp Tax, etc.)	-	-	-	-	-	-	-	-	-	-	-	-	-	-	-	-	-	-	-	-
<b>TOTAL NON-CASH DISBURSEMENTS</b>	-	-	-	-	-	-	-	-	-	-	-	-	-	-	-	-	-	-	-	-
<b>GRAND TOTAL</b>	-	-	-	-	-	-	-	-	-	-	-	-	-	-	-	-	-	-	-	-


**SUMMARY**

Particulars	Previous Report	This Month	As at Date
(1)	(2)	(3)	(4)
Total Disbursement Authorities Received	197,997.00	339,500.00	537,497.00
NCA	197,997.00	339,500.00	537,497.00
NTA	-	-	-
Working Fund	-	-	-
TRA	-	-	-
CDC	-	-	-
NCAA	-	-	-
Less: Notice of Transfer of Allocations (NTA)* issued	-	-	-
Total Disbursement Authorities Available	197,997.00	339,500.00	537,497.00
Less:			
Lapsed NCA	-	-	-
Disbursements	197,996.82	-	197,996.82
Less: Other Non-Cash Disbursements	-	-	-
Disbursements effected through outright deductions from claims	-	-	-
Overpayment of expenses(e.g. personnel benefits)	-	-	-
Restitution for loss of government property	-	-	-
Liquidated damages and similar claims	-	-	-
Others (e.g. TEF, BTr, Docs Stamp, etc.)	-	-	-
Add:Less: Adjustments (e.g. cancelled/staled checks)	-	-	-
Balance of Disbursement Authorities as at date	0.18	339,500.00	339,500.18
Total Disbursements Program	-	-	-
Less: *Actual Disbursements	-	-	-
(Over)/Under spending	-	0.00	0.00

Notes: \* The use of NTA is discouraged  
 Notes: \*\* Amounts should tally with the grand total disbursement (column 27).

Prepared by:  
  
 EMILY ROSE Y. SALANO  
 Accountant I  
 Date: 07-Jun-21

Recommending Approval:  
  
 THERESA A. TANQUE  
 Officer-in-Charge, Accounting Division  
 Date: 07-Jun-21

Approved By:  
  
 ATTY. ISIDRO M. VILLARREAL  
 Director, Finance, Planning and Management Office  
 Date: 07-Jun-21

