

MONTHLY REPORT OF DISBURSEMENTS
For the month of February 2022


Department: Other Executive Offices
 Agency/Entity: Philippine Competition Commission
 Operating Unit: < not applicable >
 Organization Code (UACS): 26 038 000000
 Fund Cluster: 01 Regular Agency Fund


| Particulars | Current Year Budget | | | | | Prior Year's Budget | | | | | | | | | | | SUB-TOTAL | Trust Liabilities | | | | Grand Total | | | | Remarks | |
|--|---------------------|--------------|-------|------|---------------|-------------------------------|--------------|------|------------|---------------|---------------------------------|------|------|------|------------------|--------------|---------------|-------------------|------|------|-------|-------------|---------------|---------------|------|------------|---------------|
| | PS | MOOE | FinEx | CO | TOTAL | Prior Year's Accounts Payable | | | | | Current Year's Accounts Payable | | | | | TOTAL | | PS | MOOE | CO | TOTAL | PS | MOOE | FinEx | CO | | TOTAL |
| | | | | | | 7 | 8 | 9 | 10 | 11=(7+8+9+10) | 12 | 13 | 14 | 15 | 16=(12+13+14+15) | | | | | | | | | | | | |
| CASH DISBURSEMENTS | 12,679,266.36 | 4,559,965.28 | 0.00 | 0.00 | 17,239,231.64 | 299,534.20 | 6,144,817.69 | 0.00 | 100,794.64 | 6,545,146.53 | 0.00 | 0.00 | 0.00 | 0.00 | 0.00 | 6,545,146.53 | 23,784,378.17 | 0.00 | 0.00 | 0.00 | 0.00 | 0.00 | 12,978,800.56 | 10,704,782.97 | 0.00 | 100,794.64 | 23,784,378.17 |
| Notice of Cash Allocation (NCA) | 12,679,266.36 | 4,559,965.28 | 0.00 | 0.00 | 17,239,231.64 | 299,534.20 | 6,144,817.69 | 0.00 | 100,794.64 | 6,545,146.53 | 0.00 | 0.00 | 0.00 | 0.00 | 0.00 | 6,545,146.53 | 23,784,378.17 | 0.00 | 0.00 | 0.00 | 0.00 | 0.00 | 12,978,800.56 | 10,704,782.97 | 0.00 | 100,794.64 | 23,784,378.17 |
| MDS Checks Issued | 3,018,869.05 | 3,934,749.83 | 0.00 | 0.00 | 6,953,618.88 | 6,482.42 | 4,350,774.70 | 0.00 | 100,794.64 | 4,458,051.76 | 0.00 | 0.00 | 0.00 | 0.00 | 0.00 | 4,458,051.76 | 11,411,670.64 | 0.00 | 0.00 | 0.00 | 0.00 | 0.00 | 3,025,351.47 | 8,285,524.53 | 0.00 | 100,794.64 | 11,411,670.64 |
| Advice to Debit Account | 9,660,397.31 | 625,215.45 | 0.00 | 0.00 | 10,285,612.76 | 293,051.78 | 1,794,042.99 | 0.00 | 0.00 | 2,087,094.77 | 0.00 | 0.00 | 0.00 | 0.00 | 0.00 | 2,087,094.77 | 12,372,707.53 | 0.00 | 0.00 | 0.00 | 0.00 | 0.00 | 9,953,449.09 | 2,419,258.44 | 0.00 | 0.00 | 12,372,707.53 |
| Notice of Transfer Allocations (NTA) | 0.00 | 0.00 | 0.00 | 0.00 | 0.00 | 0.00 | 0.00 | 0.00 | 0.00 | 0.00 | 0.00 | 0.00 | 0.00 | 0.00 | 0.00 | 0.00 | 0.00 | 0.00 | 0.00 | 0.00 | 0.00 | 0.00 | 0.00 | 0.00 | 0.00 | 0.00 | 0.00 |
| MDS Checks Issued | 0.00 | 0.00 | 0.00 | 0.00 | 0.00 | 0.00 | 0.00 | 0.00 | 0.00 | 0.00 | 0.00 | 0.00 | 0.00 | 0.00 | 0.00 | 0.00 | 0.00 | 0.00 | 0.00 | 0.00 | 0.00 | 0.00 | 0.00 | 0.00 | 0.00 | 0.00 | 0.00 |
| Advice to Debit Account | 0.00 | 0.00 | 0.00 | 0.00 | 0.00 | 0.00 | 0.00 | 0.00 | 0.00 | 0.00 | 0.00 | 0.00 | 0.00 | 0.00 | 0.00 | 0.00 | 0.00 | 0.00 | 0.00 | 0.00 | 0.00 | 0.00 | 0.00 | 0.00 | 0.00 | 0.00 | 0.00 |
| Working Fund for FAPs | 0.00 | 0.00 | 0.00 | 0.00 | 0.00 | 0.00 | 0.00 | 0.00 | 0.00 | 0.00 | 0.00 | 0.00 | 0.00 | 0.00 | 0.00 | 0.00 | 0.00 | 0.00 | 0.00 | 0.00 | 0.00 | 0.00 | 0.00 | 0.00 | 0.00 | 0.00 | 0.00 |
| Cash Disbursement Ceiling (CDC) | 0.00 | 0.00 | 0.00 | 0.00 | 0.00 | 0.00 | 0.00 | 0.00 | 0.00 | 0.00 | 0.00 | 0.00 | 0.00 | 0.00 | 0.00 | 0.00 | 0.00 | 0.00 | 0.00 | 0.00 | 0.00 | 0.00 | 0.00 | 0.00 | 0.00 | 0.00 | 0.00 |
| TOTAL CASH DISBURSEMENTS | 12,679,266.36 | 4,559,965.28 | 0.00 | 0.00 | 17,239,231.64 | 299,534.20 | 6,144,817.69 | 0.00 | 100,794.64 | 6,545,146.53 | 0.00 | 0.00 | 0.00 | 0.00 | 0.00 | 6,545,146.53 | 23,784,378.17 | 0.00 | 0.00 | 0.00 | 0.00 | 0.00 | 12,978,800.56 | 10,704,782.97 | 0.00 | 100,794.64 | 23,784,378.17 |
| NON-CASH DISBURSEMENTS | 0.00 | 886,402.46 | 0.00 | 0.00 | 886,402.46 | 0.00 | 972,510.32 | 0.00 | 5,705.36 | 978,215.68 | 0.00 | 0.00 | 0.00 | 0.00 | 0.00 | 978,215.68 | 1,864,618.14 | 0.00 | 0.00 | 0.00 | 0.00 | 0.00 | 0.00 | 1,858,912.78 | 0.00 | 5,705.36 | 1,864,618.14 |
| Tax Remittance Advices Issued (TRA) | 0.00 | 886,402.46 | 0.00 | 0.00 | 886,402.46 | 0.00 | 972,510.32 | 0.00 | 5,705.36 | 978,215.68 | 0.00 | 0.00 | 0.00 | 0.00 | 0.00 | 978,215.68 | 1,864,618.14 | 0.00 | 0.00 | 0.00 | 0.00 | 0.00 | 0.00 | 1,858,912.78 | 0.00 | 5,705.36 | 1,864,618.14 |
| Non-Cash Availment Authority (NCAA) | 0.00 | 0.00 | 0.00 | 0.00 | 0.00 | 0.00 | 0.00 | 0.00 | 0.00 | 0.00 | 0.00 | 0.00 | 0.00 | 0.00 | 0.00 | 0.00 | 0.00 | 0.00 | 0.00 | 0.00 | 0.00 | 0.00 | 0.00 | 0.00 | 0.00 | 0.00 | 0.00 |
| Disbursements effected through outright deductions from claims (please specify...) | 0.00 | 0.00 | 0.00 | 0.00 | 0.00 | 0.00 | 0.00 | 0.00 | 0.00 | 0.00 | 0.00 | 0.00 | 0.00 | 0.00 | 0.00 | 0.00 | 0.00 | 0.00 | 0.00 | 0.00 | 0.00 | 0.00 | 0.00 | 0.00 | 0.00 | 0.00 | 0.00 |
| Overpayment of expenses(e.g. personnel benefits) | 0.00 | 0.00 | 0.00 | 0.00 | 0.00 | 0.00 | 0.00 | 0.00 | 0.00 | 0.00 | 0.00 | 0.00 | 0.00 | 0.00 | 0.00 | 0.00 | 0.00 | 0.00 | 0.00 | 0.00 | 0.00 | 0.00 | 0.00 | 0.00 | 0.00 | 0.00 | 0.00 |
| Restitution for less of government property | 0.00 | 0.00 | 0.00 | 0.00 | 0.00 | 0.00 | 0.00 | 0.00 | 0.00 | 0.00 | 0.00 | 0.00 | 0.00 | 0.00 | 0.00 | 0.00 | 0.00 | 0.00 | 0.00 | 0.00 | 0.00 | 0.00 | 0.00 | 0.00 | 0.00 | 0.00 | 0.00 |
| Liquidated damages and similar claims | 0.00 | 0.00 | 0.00 | 0.00 | 0.00 | 0.00 | 0.00 | 0.00 | 0.00 | 0.00 | 0.00 | 0.00 | 0.00 | 0.00 | 0.00 | 0.00 | 0.00 | 0.00 | 0.00 | 0.00 | 0.00 | 0.00 | 0.00 | 0.00 | 0.00 | 0.00 | 0.00 |
| Others(TEF, BTR, Documentary Stamp Tax, etc.) | 0.00 | 0.00 | 0.00 | 0.00 | 0.00 | 0.00 | 0.00 | 0.00 | 0.00 | 0.00 | 0.00 | 0.00 | 0.00 | 0.00 | 0.00 | 0.00 | 0.00 | 0.00 | 0.00 | 0.00 | 0.00 | 0.00 | 0.00 | 0.00 | 0.00 | 0.00 | 0.00 |
| TOTAL NON-CASH DISBURSEMENTS | 0.00 | 886,402.46 | 0.00 | 0.00 | 886,402.46 | 0.00 | 972,510.32 | 0.00 | 5,705.36 | 978,215.68 | 0.00 | 0.00 | 0.00 | 0.00 | 0.00 | 978,215.68 | 1,864,618.14 | 0.00 | 0.00 | 0.00 | 0.00 | 0.00 | 0.00 | 1,858,912.78 | 0.00 | 5,705.36 | 1,864,618.14 |
| GRAND TOTAL | 12,679,266.36 | 5,446,367.74 | 0.00 | 0.00 | 18,125,634.10 | 299,534.20 | 7,117,328.01 | 0.00 | 106,500.00 | 7,523,362.21 | 0.00 | 0.00 | 0.00 | 0.00 | 0.00 | 7,523,362.21 | 25,648,996.31 | 0.00 | 0.00 | 0.00 | 0.00 | 0.00 | 12,978,800.56 | 12,563,695.75 | 0.00 | 106,500.00 | 25,648,996.31 |


SUMMARY

| Particulars | Previous Report | This Month | As at Date |
|--|-----------------|----------------|----------------|
| (1) | (2) | (3) | (4) |
| Total Disbursement Authorities Received | 49,140,579.00 | 37,846,618.14 | 86,987,197.14 |
| NCA | 45,380,000.00 | 35,982,000.00 | 81,362,000.00 |
| NTA | 0.00 | 0.00 | 0.00 |
| Working Fund | 0.00 | 0.00 | 0.00 |
| TRA | 3,760,579.00 | 1,864,618.14 | 5,625,197.14 |
| CDC | 0.00 | 0.00 | 0.00 |
| NCAA | 0.00 | 0.00 | 0.00 |
| Less: Notice of Transfer of Allocations (NTA)* issued | 0.00 | 0.00 | 0.00 |
| Total Disbursement Authorities Available | 49,140,579.00 | 37,846,618.14 | 86,987,197.14 |
| Less: | 0.00 | 0.00 | 0.00 |
| Lapsed NCA | 0.00 | 0.00 | 0.00 |
| Disbursements | 32,113,956.07 | 25,648,996.31 | 57,762,952.38 |
| Less: Other Non-Cash Disbursements | 0.00 | 0.00 | 0.00 |
| Disbursements effected through outright deductions from claims | 0.00 | 0.00 | 0.00 |
| Overpayment of expenses(e.g. personnel benefits) | 0.00 | 0.00 | 0.00 |
| Restitution for less of government property | 0.00 | 0.00 | 0.00 |
| Liquidated damages and similar claims | 0.00 | 0.00 | 0.00 |
| Others (e.g. TEF, BTR, Docs Stamp, etc.) | 0.00 | 0.00 | 0.00 |
| Add/less: Adjustments (e.g. cancelled/related checks) | 0.00 | 0.00 | 0.00 |
| Balance of Disbursement Authorities as at date | 17,026,622.93 | 12,197,621.83 | 29,224,244.76 |
| Total Disbursements Program | 57,355,000.00 | 102,391,000.00 | 159,746,000.00 |
| Less: *Actual Disbursements | 32,113,956.07 | 25,648,996.31 | 57,762,952.38 |
| (Over)/Under spending | 25,241,043.93 | 76,742,003.69 | 101,983,047.62 |

Notes: * The use of NTA is discouraged
 Notes: ** Amounts should tally with the grand total disbursement (column 27).

Certified Correct

 EMILY ROSE V. SALANO
 Accountant I
 Date: 2022-03-07 10:42:36

Recommended Approval:

 RUBEN JONATHAN P. MONTENEGRO
 Chief Accountant
 Date: 2022-03-07 10:42:42

Approved By:

 ATTY. JOSEPH MELVIN B. BASAS
 Director IV, FPMSO
 Date: 2022-03-08 10:32:19

MONTHLY REPORT OF DISBURSEMENTS
For the month of February 2022


Department: Other Executive Offices
 Agency/Entity: Philippine Competition Commission
 Operating Unit: < not applicable >
 Organization Code (UACS): 26 038 000000
 Fund Cluster: 02 Foreign Assisted Projects Fund


| Particulars | Current Year Budget | | | | | Prior Year's Budget | | | | | | | | | | | SUB-TOTAL | Trust Liabilities | | | | Grand Total | | | | Remarks | | | | | | | | | |
|--|---------------------|------|-------|------|-------|-------------------------------|------|--------------|------|---------------|---------------------------------|------|------------|------|------------------|------------|--------------|-------------------|------|------|-------|-------------|------|--------------|--------------|---------|-------|------------|--------------|--------------|------|------|---------------|--------------|--------------|
| | PS | MOOE | FinEx | CO | TOTAL | Prior Year's Accounts Payable | | | | | Current Year's Accounts Payable | | | | | TOTAL | | PS | MOOE | CO | TOTAL | PS | MOOE | FinEx | CO | | TOTAL | | | | | | | | |
| | | | | | | 7 | 8 | 9 | 10 | 11=(7+8+9+10) | 12 | 13 | 14 | 15 | 16=(12+13+14+15) | | | | | | | | | | | | | 17=(11+16) | 18=(6+17) | 19 | 20 | 21 | 22=(19+20+21) | 23 | 24 |
| CASH DISBURSEMENTS | 0.00 | 0.00 | 0.00 | 0.00 | 0.00 | 0.00 | 0.00 | 5,980,735.69 | 0.00 | 0.00 | 5,980,735.69 | 0.00 | 305,575.00 | 0.00 | 0.00 | 305,575.00 | 6,286,310.69 | 6,286,310.69 | 0.00 | 0.00 | 0.00 | 0.00 | 0.00 | 6,286,310.69 | 0.00 | 0.00 | 0.00 | 0.00 | 6,286,310.69 | 0.00 | 0.00 | 0.00 | 0.00 | 6,286,310.69 | |
| Notice of Cash Allocation (NCA) | 0.00 | 0.00 | 0.00 | 0.00 | 0.00 | 0.00 | 0.00 | 5,980,735.69 | 0.00 | 0.00 | 5,980,735.69 | 0.00 | 305,575.00 | 0.00 | 0.00 | 305,575.00 | 6,286,310.69 | 6,286,310.69 | 0.00 | 0.00 | 0.00 | 0.00 | 0.00 | 6,286,310.69 | 0.00 | 0.00 | 0.00 | 0.00 | 6,286,310.69 | 0.00 | 0.00 | 0.00 | 0.00 | 6,286,310.69 | |
| MDS Checks Issued | 0.00 | 0.00 | 0.00 | 0.00 | 0.00 | 0.00 | 0.00 | 5,980,735.69 | 0.00 | 0.00 | 5,980,735.69 | 0.00 | 305,575.00 | 0.00 | 0.00 | 305,575.00 | 6,286,310.69 | 6,286,310.69 | 0.00 | 0.00 | 0.00 | 0.00 | 0.00 | 6,286,310.69 | 0.00 | 0.00 | 0.00 | 0.00 | 6,286,310.69 | 0.00 | 0.00 | 0.00 | 0.00 | 6,286,310.69 | |
| Advice to Debit Account | 0.00 | 0.00 | 0.00 | 0.00 | 0.00 | 0.00 | 0.00 | 0.00 | 0.00 | 0.00 | 0.00 | 0.00 | 0.00 | 0.00 | 0.00 | 0.00 | 0.00 | 0.00 | 0.00 | 0.00 | 0.00 | 0.00 | 0.00 | 0.00 | 0.00 | 0.00 | 0.00 | 0.00 | 0.00 | 0.00 | 0.00 | 0.00 | 0.00 | 0.00 | |
| Notice of Transfer Allocations (NTA) | 0.00 | 0.00 | 0.00 | 0.00 | 0.00 | 0.00 | 0.00 | 0.00 | 0.00 | 0.00 | 0.00 | 0.00 | 0.00 | 0.00 | 0.00 | 0.00 | 0.00 | 0.00 | 0.00 | 0.00 | 0.00 | 0.00 | 0.00 | 0.00 | 0.00 | 0.00 | 0.00 | 0.00 | 0.00 | 0.00 | 0.00 | 0.00 | 0.00 | 0.00 | |
| MDS Checks Issued | 0.00 | 0.00 | 0.00 | 0.00 | 0.00 | 0.00 | 0.00 | 0.00 | 0.00 | 0.00 | 0.00 | 0.00 | 0.00 | 0.00 | 0.00 | 0.00 | 0.00 | 0.00 | 0.00 | 0.00 | 0.00 | 0.00 | 0.00 | 0.00 | 0.00 | 0.00 | 0.00 | 0.00 | 0.00 | 0.00 | 0.00 | 0.00 | 0.00 | 0.00 | |
| Advice to Debit Account | 0.00 | 0.00 | 0.00 | 0.00 | 0.00 | 0.00 | 0.00 | 0.00 | 0.00 | 0.00 | 0.00 | 0.00 | 0.00 | 0.00 | 0.00 | 0.00 | 0.00 | 0.00 | 0.00 | 0.00 | 0.00 | 0.00 | 0.00 | 0.00 | 0.00 | 0.00 | 0.00 | 0.00 | 0.00 | 0.00 | 0.00 | 0.00 | 0.00 | 0.00 | |
| Working Fund for FAPs | 0.00 | 0.00 | 0.00 | 0.00 | 0.00 | 0.00 | 0.00 | 0.00 | 0.00 | 0.00 | 0.00 | 0.00 | 0.00 | 0.00 | 0.00 | 0.00 | 0.00 | 0.00 | 0.00 | 0.00 | 0.00 | 0.00 | 0.00 | 0.00 | 0.00 | 0.00 | 0.00 | 0.00 | 0.00 | 0.00 | 0.00 | 0.00 | 0.00 | 0.00 | |
| Cash Disbursement Ceiling (CDC) | 0.00 | 0.00 | 0.00 | 0.00 | 0.00 | 0.00 | 0.00 | 0.00 | 0.00 | 0.00 | 0.00 | 0.00 | 0.00 | 0.00 | 0.00 | 0.00 | 0.00 | 0.00 | 0.00 | 0.00 | 0.00 | 0.00 | 0.00 | 0.00 | 0.00 | 0.00 | 0.00 | 0.00 | 0.00 | 0.00 | 0.00 | 0.00 | 0.00 | 0.00 | |
| TOTAL CASH DISBURSEMENTS | 0.00 | 0.00 | 0.00 | 0.00 | 0.00 | 0.00 | 0.00 | 5,980,735.69 | 0.00 | 0.00 | 5,980,735.69 | 0.00 | 305,575.00 | 0.00 | 0.00 | 305,575.00 | 6,286,310.69 | 6,286,310.69 | 0.00 | 0.00 | 0.00 | 0.00 | 0.00 | 0.00 | 6,286,310.69 | 0.00 | 0.00 | 0.00 | 0.00 | 6,286,310.69 | 0.00 | 0.00 | 0.00 | 0.00 | 6,286,310.69 |
| NON-CASH DISBURSEMENTS | 0.00 | 0.00 | 0.00 | 0.00 | 0.00 | 0.00 | 0.00 | 0.00 | 0.00 | 0.00 | 0.00 | 0.00 | 0.00 | 0.00 | 0.00 | 0.00 | 0.00 | 0.00 | 0.00 | 0.00 | 0.00 | 0.00 | 0.00 | 0.00 | 0.00 | 0.00 | 0.00 | 0.00 | 0.00 | 0.00 | 0.00 | 0.00 | 0.00 | 0.00 | |
| Tax Remittance Advices Issued (TRA) | 0.00 | 0.00 | 0.00 | 0.00 | 0.00 | 0.00 | 0.00 | 0.00 | 0.00 | 0.00 | 0.00 | 0.00 | 0.00 | 0.00 | 0.00 | 0.00 | 0.00 | 0.00 | 0.00 | 0.00 | 0.00 | 0.00 | 0.00 | 0.00 | 0.00 | 0.00 | 0.00 | 0.00 | 0.00 | 0.00 | 0.00 | 0.00 | 0.00 | 0.00 | |
| Non-Cash Availment Authority (NCAA) | 0.00 | 0.00 | 0.00 | 0.00 | 0.00 | 0.00 | 0.00 | 0.00 | 0.00 | 0.00 | 0.00 | 0.00 | 0.00 | 0.00 | 0.00 | 0.00 | 0.00 | 0.00 | 0.00 | 0.00 | 0.00 | 0.00 | 0.00 | 0.00 | 0.00 | 0.00 | 0.00 | 0.00 | 0.00 | 0.00 | 0.00 | 0.00 | 0.00 | 0.00 | |
| Disbursements effected through outright deductions from claims (please specify...) | 0.00 | 0.00 | 0.00 | 0.00 | 0.00 | 0.00 | 0.00 | 0.00 | 0.00 | 0.00 | 0.00 | 0.00 | 0.00 | 0.00 | 0.00 | 0.00 | 0.00 | 0.00 | 0.00 | 0.00 | 0.00 | 0.00 | 0.00 | 0.00 | 0.00 | 0.00 | 0.00 | 0.00 | 0.00 | 0.00 | 0.00 | 0.00 | 0.00 | 0.00 | |
| Overpayment of expenses(e.g. personnel benefits) | 0.00 | 0.00 | 0.00 | 0.00 | 0.00 | 0.00 | 0.00 | 0.00 | 0.00 | 0.00 | 0.00 | 0.00 | 0.00 | 0.00 | 0.00 | 0.00 | 0.00 | 0.00 | 0.00 | 0.00 | 0.00 | 0.00 | 0.00 | 0.00 | 0.00 | 0.00 | 0.00 | 0.00 | 0.00 | 0.00 | 0.00 | 0.00 | 0.00 | 0.00 | |
| Restitution for less of government property | 0.00 | 0.00 | 0.00 | 0.00 | 0.00 | 0.00 | 0.00 | 0.00 | 0.00 | 0.00 | 0.00 | 0.00 | 0.00 | 0.00 | 0.00 | 0.00 | 0.00 | 0.00 | 0.00 | 0.00 | 0.00 | 0.00 | 0.00 | 0.00 | 0.00 | 0.00 | 0.00 | 0.00 | 0.00 | 0.00 | 0.00 | 0.00 | 0.00 | 0.00 | |
| Liquidated damages and similar claims | 0.00 | 0.00 | 0.00 | 0.00 | 0.00 | 0.00 | 0.00 | 0.00 | 0.00 | 0.00 | 0.00 | 0.00 | 0.00 | 0.00 | 0.00 | 0.00 | 0.00 | 0.00 | 0.00 | 0.00 | 0.00 | 0.00 | 0.00 | 0.00 | 0.00 | 0.00 | 0.00 | 0.00 | 0.00 | 0.00 | 0.00 | 0.00 | 0.00 | 0.00 | |
| Others(TEF, BTR, Documentary Stamp Tax, etc.) | 0.00 | 0.00 | 0.00 | 0.00 | 0.00 | 0.00 | 0.00 | 0.00 | 0.00 | 0.00 | 0.00 | 0.00 | 0.00 | 0.00 | 0.00 | 0.00 | 0.00 | 0.00 | 0.00 | 0.00 | 0.00 | 0.00 | 0.00 | 0.00 | 0.00 | 0.00 | 0.00 | 0.00 | 0.00 | 0.00 | 0.00 | 0.00 | 0.00 | 0.00 | |
| TOTAL NON-CASH DISBURSEMENTS | 0.00 | 0.00 | 0.00 | 0.00 | 0.00 | 0.00 | 0.00 | 0.00 | 0.00 | 0.00 | 0.00 | 0.00 | 0.00 | 0.00 | 0.00 | 0.00 | 0.00 | 0.00 | 0.00 | 0.00 | 0.00 | 0.00 | 0.00 | 0.00 | 0.00 | 0.00 | 0.00 | 0.00 | 0.00 | 0.00 | 0.00 | 0.00 | 0.00 | 0.00 | |
| GRAND TOTAL | 0.00 | 0.00 | 0.00 | 0.00 | 0.00 | 0.00 | 0.00 | 5,980,735.69 | 0.00 | 0.00 | 5,980,735.69 | 0.00 | 305,575.00 | 0.00 | 0.00 | 305,575.00 | 6,286,310.69 | 6,286,310.69 | 0.00 | 0.00 | 0.00 | 0.00 | 0.00 | 0.00 | 6,286,310.69 | 0.00 | 0.00 | 0.00 | 0.00 | 6,286,310.69 | 0.00 | 0.00 | 0.00 | 0.00 | 6,286,310.69 |


SUMMARY

| Particulars | Previous Report | This Month | As at Date |
|--|-----------------|----------------|---------------|
| (1) | (2) | (3) | (4) |
| Total Disbursement Authorities Received | 89,222,957.43 | 0.00 | 89,222,957.43 |
| NCA | 89,222,957.43 | 0.00 | 89,222,957.43 |
| NTA | 0.00 | 0.00 | 0.00 |
| Working Fund | 0.00 | 0.00 | 0.00 |
| TRA | 0.00 | 0.00 | 0.00 |
| CDC | 0.00 | 0.00 | 0.00 |
| NCAA | 0.00 | 0.00 | 0.00 |
| Less: Notice of Transfer of Allocations (NTA)* issued | 0.00 | 0.00 | 0.00 |
| Total Disbursement Authorities Available | 89,222,957.43 | 0.00 | 89,222,957.43 |
| Less: | 0.00 | 0.00 | 0.00 |
| Lapsed NCA | 0.00 | 0.00 | 0.00 |
| Disbursements | 89,990.64 | 6,286,310.69 | 6,385,301.33 |
| Less: Other Non-Cash Disbursements | 0.00 | 0.00 | 0.00 |
| Disbursements effected through outright deductions from claims | 0.00 | 0.00 | 0.00 |
| Overpayment of expenses(e.g. personnel benefits) | 0.00 | 0.00 | 0.00 |
| Restitution for less of government property | 0.00 | 0.00 | 0.00 |
| Liquidated damages and similar claims | 0.00 | 0.00 | 0.00 |
| Others (e.g. TEF, BTR, Docs Stamp, etc.) | 0.00 | 0.00 | 0.00 |
| Add/less: Adjustments (e.g. cancelled/related checks) | 0.00 | 0.00 | 0.00 |
| Balance of Disbursement Authorities as at date | 89,123,966.79 | (6,286,310.69) | 82,837,656.10 |
| Total Disbursements Program | 89,222,957.43 | 0.00 | 89,222,957.43 |
| Less: *Actual Disbursements | 89,990.64 | 6,286,310.69 | 6,385,301.33 |
| (Over)/Under spending | 89,123,966.79 | (6,286,310.69) | 82,837,656.10 |

Notes: * The use of NTA is discouraged
 Notes: ** Amounts should tally with the grand total disbursement (column 27).

Certified Correct

 EMILY ROSE V. SALANO
 Accountant I
 Date: 2022-03-07 10:42:36

Recommended Approval:

 RUBEN JONATHAN P. MONTENEGRO
 Chief Accountant
 Date: 2022-03-07 10:42:42

Approved By:

 ATTY. JOSEPH M. CASAS
 Director IV, FPMS
 Date: 2022-03-08 10:32:19

